

SANFORD AIRPORT AUTHORITY



MONTHLY

Interim Financial Results

Fiscal Year 2015-2016
for period ending June 30, 2016

by Don E. Poore, PMP
Chief Financial Officer

Executive Summary

This report covers the 9th monthly period of our fiscal year which ended on June 30, 2016. Operational revenues (10.68%) and expenditures (0.58%) continue to exhibit expected growth. To date, operations have resulted in \$1,511,023 net income. Terminal expansion continues with 60% design completed. An amendment for the PFC application #003 (current application) has been approved by the FAA. Total passenger counts for the month (276,484) surpassed the previous record (2015) by 10.83%. Domestic passenger counts (197,412) exceeding the 2015 record by 11.94 (48 consecutive record setting months). International passenger counts (36,056) not seen for the month of June since 2013.

CONTENTS

Executive Summary	1
Operations Activities	2
Summary	5
Variance Analysis	6
Airline & Operations Statistics Display	10
Passenger Statistics Display	11
Notes	12
Capital Project Activities	
Grant Projects	16
PFC Projects	19
Financial Statement (attachments)	21
Balance Sheet	
Income Statement	
Aged Accounts Receivable Report	

Operations Activities

Summary

Assets

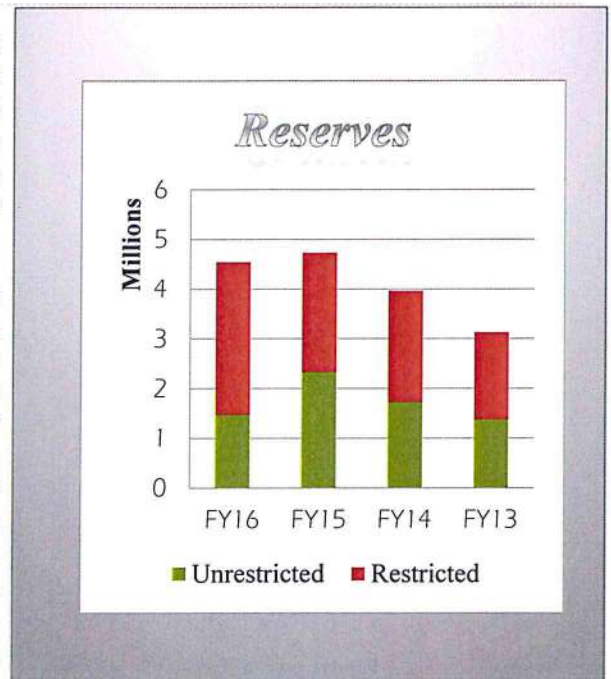
Investment Funds & Reserves: A total of 12 banking accounts are maintained with 7 at CNL Bank, 4 at Local Government Investment Pool (LGIP) and 1 at Bank of America. Four accounts are dedicated to the day-to-day operations of the Authority or loan servicing. The remaining accounts (8) make up the reserves. Total reserves (\$4,544,815) are comprised of four accounts at CNL Bank and four accounts at LGIP; and are designated as restricted or unrestricted.

Unrestricted reserve compositions (reference chart at right) have changed over time. In the past (through Sept 2013), reserves were totally unrestricted and included PFCs. PFC revenues were reimbursing the Authority for costs incurred in construction of the terminal. PFC application #3 allowed for the reimbursement of several past eligible projects and two upcoming projects. Reimbursement for past projects was essentially "money in the bank" once received. All this "past project" reimbursement has been received, all current and future PFC funds are dedicated to payment for "in-progress" currently approved PFC-funded projects only (i.e. Passenger Loading Bridge and Baggage System Replacement). Present unrestricted reserves are composed of two accounts named "Reserves" (one at CNL and one at LGIP) totaling \$1,470,485.

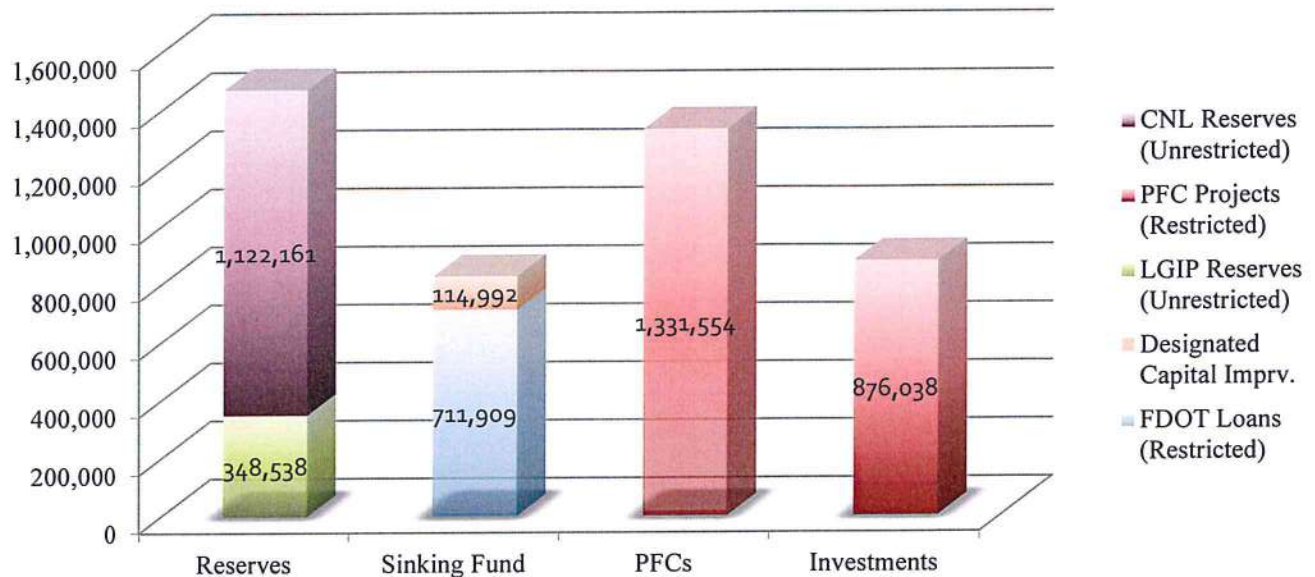
Reserves also include restricted funds (\$3,074,331). This restriction designation is management imposed and relates to the intended use of the funds. Restricted Funds are comprised of 3 CNL Bank accounts (Investments, PFCs and Memorial Committee) and 3 LGIP Accounts (Sinking Fund, Mortgages Held & Memorial Committee). The two Memorial Committee accounts (\$26,913) are for the use of the Sanford Airport Memorial Committee in their restoration efforts. Two additional accounts are currently dedicated to PFC projects only and have a combined balance of \$2,207,593. A single account at LGIP (\$12,924) is for a mortgage held by the Authority related to an eminent domain settlement.

In 2013 a single sinking fund was created to facilitate various obligations that will mature on various future dates. During 2011 & 2014 SAA acquired land using 2 FDOT grants (50%) and 2 FDOT loans (25% of purchase price at 0% - 10 years). SAA funded approximately \$1,000,000 from reserves and utilized the ten year interest free notes payable to FDOT for \$1,413,729. FY15 funding was prefunded during FY14. Contributions made during FY15 were not required to meet future obligations. These funds were set aside for unbudgeted FDOT grants and replacement of our accounting system. Funding is accomplished by a weekly ACH transfer of \$4,471.

A chart of this composition can be found on the next page.



Reserves Composition



Liabilities

Obligations:

The FDOT loan (427887) referred to above permitted the purchase of several land parcels on Beardall Ave and has a current balance of \$1,206,250. The 0% note has a ten year maturity and will be due in 2022. The associated project was completed in July 2012. A similar loan (420846) was obtained in June 2014 for purchase of property adjacent to R/W 18/36. The grant was closed in Feb 2015 after purchasing one property(Masai). The loan balance of \$207,479 will be due in 2024. A sinking fund (current balance \$826,901) was established at LGIP for retirement of these two loans and other designated capital endeavors.

A derivative-backed loan with Bank of America was utilized to construct three buildings. All three have been continuously occupied by components of the Seminole County government (Supervisor of Elections & County Sheriff). The original amount financed was \$3.50 million. Current balance is approximately \$1.656 million.

Two additional loans with CNL have been utilized. The first loan issued in Feb 2010 was for the construction of a large aircraft hangar. The hangar was constructed for tenant AVOCET and is financed with lease income from this tenant. Renegotiation of this loan in April 2014 reduced its rate(5.666% to 4.25%) and term (20 yr to 10 yr). The current balance is \$1,849,039 The second was issued in July 2012 for the acquisition for land held by ADESA Insurance Auto Auction. This land was needed in order to complete the extension of Runway 9L-27R to 11,000 feet. This interest-only loan was paid off in September 2014 when SAA received FAA grant 73. This loan although paid in full, remains intact and available (\$3,500,000) as a capital project funding facility if needed.

Unearned Revenue:

Unearned revenues are comprised of advanced payments from several sources. The first is the construction value of the AT&T cell tower which doubles as the platform for the Airport's rotating beacon. The construction cost/valuation of the antenna at completion was approx. \$190,000. The tower was then given to SAA by AT&T in lieu of rent payments (\$1500/mo.) for 120 months (\$180,000).

The second source is related to revenue that will be earned as a result of customer-specific build-outs. Several tenants have had capital improvements accomplished at SAA expense (Synergy Wood Products & Orange Air at present). The corresponding lease then details an expense repayment plan at a specified rate of return over a specified period. The total value of this repayment is then booked here and an offset is made to notes receivable with the balance of both being reduced as monthly payments are received. A third build-out was done by Freeman Holdings at the tenant's expense and is reflected as unearned revenue. The value of the build out is earned as their rent comes due and the value of that rent is offset against the value of the build-out.

SUMMARY FOR 9th PERIOD ENDING JUNE 30, 2016:

OPERATIONS

REVENUES:

	Budgeted	Actual
Actual YTD - end of the 9 th Period's revenues	\$ 7,950,345	\$ 8,799,281

▲ EXCEEDS YTD BUDGET BY \$848,936 OR 10.68%

EXPENSES:

Actual YTD – end of the 9 th Period's expenditures	\$ 6,439,322	\$ 6,402,158
---	--------------	--------------

▲ FALLS SHORT OF BUDGET BY \$37,164 OR (0.58)%

NET EFFECT OF OPERATIONS:

GAIN / (LOSS)	\$ 1,511,023	\$ 2,397,123
---------------	--------------	--------------

▲ Exceeds budget by \$866,100 OR 58.64%

GRANTS & CAPITAL PROJECTS

FAA GRANT REVENUES	\$ 7,662,197
FDOT GRANT REVENUES	\$ 1,669,955
GRANT RELATED PROJECT EXPENSES	\$ (10,686,247)
SURPLUS / (DEFICIT)	\$ (1,354,095)

PFC REVENUES & EXPENSES

PFC's & PFC INTEREST REVENUES	\$ 3,491,609
PFC PROJECT EXPENSES	\$ (3,548,344)
SURPLUS / (DEFICIT)	\$ (56,735)

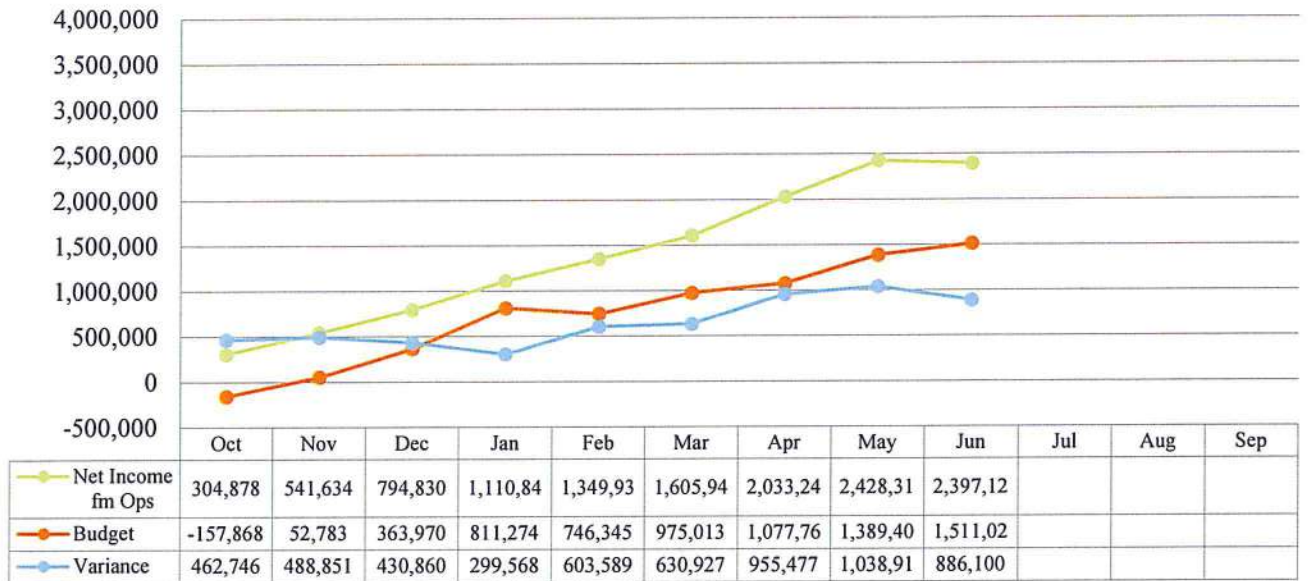
NON-OPERATING REVENUES & EXPENSES

SANFORD AIRPORT MEMORIAL COMMITTEE - Revenue & (Expenses)	\$ (4,265)
SAA NON-GRANT CAPITAL EXPENSES	\$ (312,477)
OTHER NON-OPERATING ADJUSTMENTS	\$ (17,161)
SURPLUS / (DEFICIT)	\$ (333,903)
NON-OPERATING TOTAL	\$ (1,744,733)

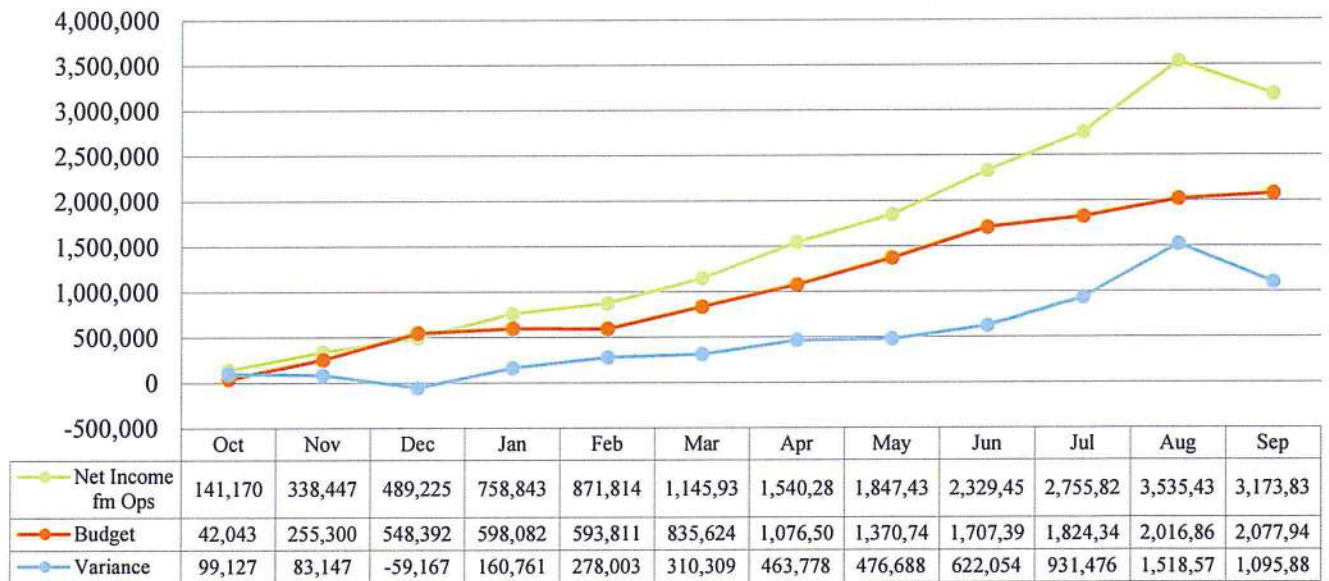
▼ END OF 9TH PERIOD - NET GAIN / (LOSS) ALL SOURCES:

\$2,397,123 - \$(1,744,733) = \$652,390

FY16 Net Income Vs. Budget Report

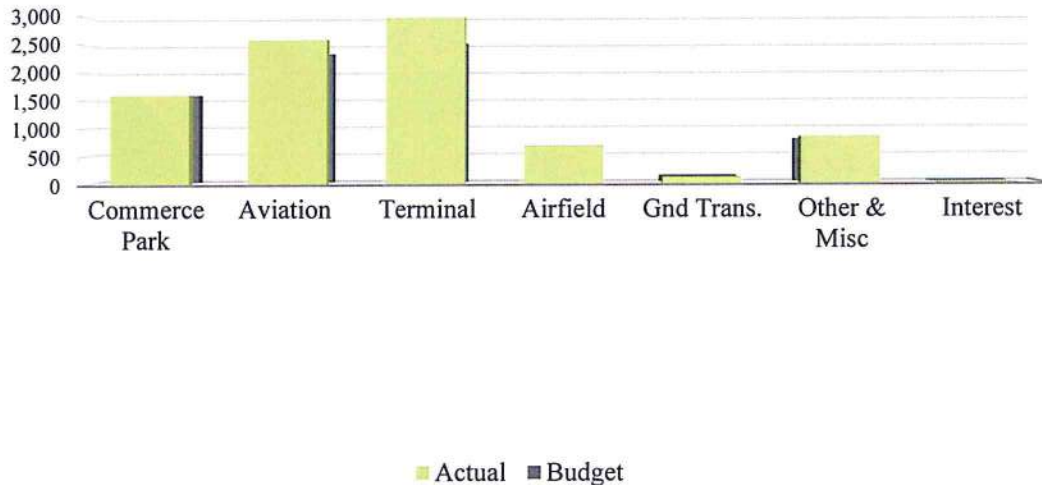


FY15 Net Income Vs. Budget Report



Above the Line Analysis (Operating Results)

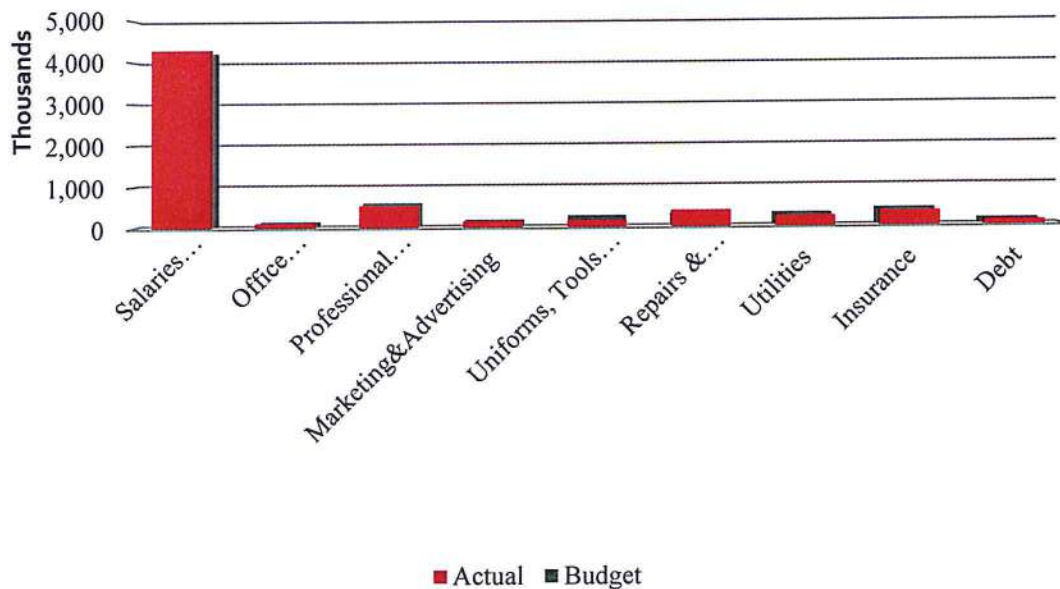
Revenue Actual vs. Budget



Revenue Variances

- ▲ **COMMERCE PARK REVENUES: EXCEEDS BUDGET BY \$2,957 (0.19%)**
- ▲ **AVIATION REVENUES: EXCEEDS BUDGET BY \$235,621 (10.03%)**
THIS POSITIVE VARIANCE IS DUE TO INCREASED FUEL CONSUMPTION AND ADDITIONAL AVIATION TENANTS.
- ▲ **TERMINAL REVENUES: EXCEEDS BUDGET BY \$441,546 (28.24 %)**
THIS VARIANCE REFLECTS CFC REVENUES WITHOUT CORRESPONDING PROJECT EXPENSES AND BETTER THAN EXPECTED PARKING AND RENTAL CAR ACTIVITY.
- ▲ **AIRFIELD REVENUES: EXCEEDS BUDGET BY \$98,947 (17.10%)**
CONTINUED INCREASES IN FLIGHT SCHEDULES AND THE MATURING OF NEW DESTINATIONS ARE GENERATING HIGHER THAN BUDGETED REVENUES FOR BOTH DOMESTIC AND INTERNATIONAL VENUES
- ▲ **GROUND TRANSPORTATION: EXCEEDS BUDGET BY \$3,751 (3.44%)**
- ▲ **OTHER LEASES & MISC REVENUE: EXCEEDS BUDGET BY \$63,770 (8.27%)**
THE MAJORITY OF THIS VARIANCE (\$50,000) IS FOR AN INCENTIVE EARNED BY THOMSON AIRLINES. AS A PASS-THROUGH THIS VARIANCE WILL CEASE TO EXIST ONCE PAYMENT IS TENDERED.
- ▲ **INTEREST REVENUE: EXCEEDS BUDGET BY \$2,344 (23.11%)**
EARLY DEBT RETIREMENT AND BETTER THAN EXPECTED RATES ARE PROVIDING THIS POSITIVE VARIANCE.

Expenses Actual vs. Budget



Expense Variances

- ▼ **SALARIES & BENEFITS: EXCEEDS BUDGET BY \$65,568 (1.55%)**
A RECENT BUDGET AMENDMENT TO THIS CATEGORY WILL START TO PROVIDE A POSITIVE RESULT IN THE FOLLOWING MONTHS.
- ▼ **OFFICE & ADMINISTRATIVE EXPENSES: EXCEEDS BUDGET BY \$9,435 (-8.51%)**
THE VARIANCE IS DUE ALMOST ENTIRELY TO CHANGES IN EXPENSE TIMING.
- ▲ **PROFESSIONAL & CONTRACT SERVICES: FALLS SHORT OF BUDGET BY \$32,917 (5.78%)**
SEVERAL LARGE VARIANCES RELATED LEGAL EXPENSES, HOTEL, LAND NEGOTIATIONS, APPRAISALS AND PROCUREMENT OF PROFESSIONAL SERVICES BEING NEEDED IN NUMEROUS DEPARTMENTS. A BUDGET AMENDMENT THAT INCLUDES THIS CATEGORY HAS BEEN APPROVED BY THE CITY.
- ▼ **PROPERTIES , MARKETING & ADVERTISING: EXCEEDS BUDGET BY \$7,912 (-5.40%)**
THIS VARIANCE IS RELATED TO SEVERAL UNBUDGETED ITEMS AS A WHOLE; THIS CATEGORY SHOULD BEGIN TO REDUCE IN MAGNITUDE.
- ▲ **UNIFORMS TOOLS & SUPPLIES: FALLS SHORT OF BUDGET BY \$80,336 (32.82%)**
REDUCED GAS EXPENDITURES AND JUDICIOUS SPENDING ARE PROVIDING A FAVORABLE VARIANCE .
- ▼ **REPAIRS & MAINTENANCE EXPENSES: EXCEEDS BUDGET BY \$101,015 (-33.64%)**
AOA EXPENSES IN ANTICIPATION OF THE FAA INSPECTION, UNEXPECTED PURCHASE OF A NEW WELL AND CAPITALIZATION OF RELATED EXPENDITURES WILL START TO REDUCE THIS VARIANCE.
- ▲ **UTILITIES EXPENSES: FALLS SHORT OF BUDGET BY \$47,632 (15.90%)**
- ▲ **INSURANCE EXPENSE: FALLS SHORT OF BUDGET BY \$43,000 (10.59%)**
THIS IS REFLECTING THE FAVORABLE RATES AND REDUCTIONS THAT WE ENJOY FROM OUR CURRENT CARRIERS/AGENT.
- ▲ **DEBT SERVICE EXPENSES: FALLS SHORT OF BUDGET BY \$17,209 (12.16%)**
THE ACCELERATED PAYOFF OF LOAN 4019 CAUSED THIS VARIATION.

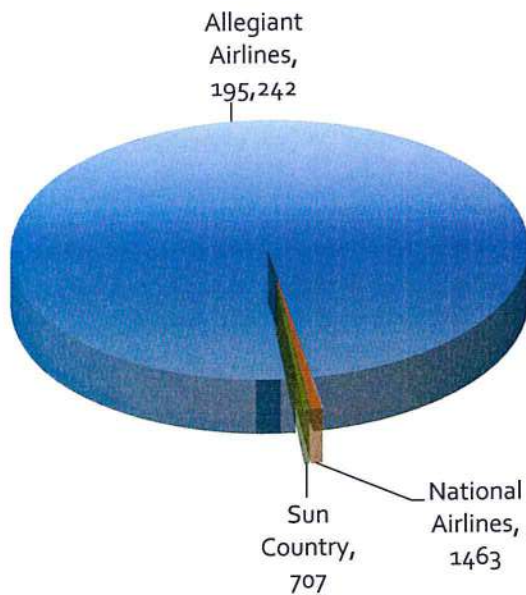
Below the Line Analysis (Grants & Capital Results)

<u>GRANT REVENUE/EXPENSES</u>	<u>REVENUES</u>	<u>EXPENSES</u>	<u>BUDGET</u>	<u>VARIATION</u>
➤ FDOT GRANT 437713	576,062	(1,452,846)	(576,062)	(150,361)
TERMINAL EXPANSION DESIGN – 60% COMPLETE ONGOING				
➤ FAA GRANT 74/ FDOT GRANT 431600	5,158,133	(5,429,614)	(271,481)	(0)
SW RAMP REHAB BID PKG 3 – PHASE 5 IS COMPLETING				

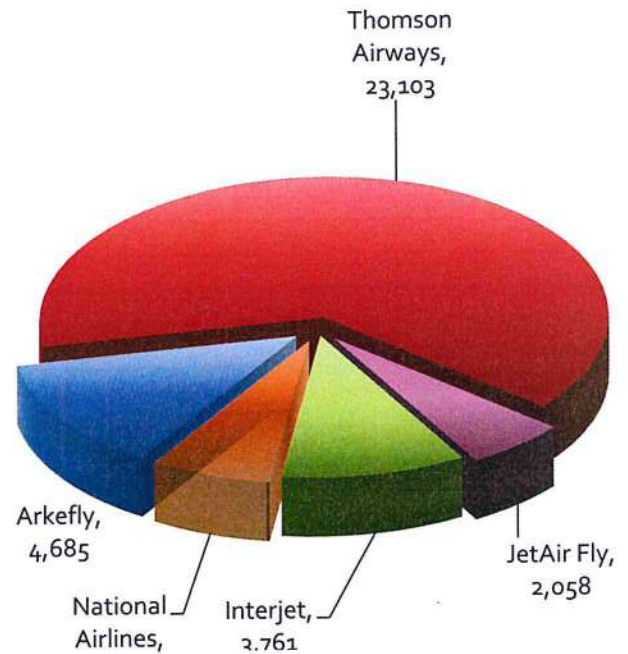
AUTHORITY CAPITAL EXPENDITURES (RELATED TO OPERATIONS)

	<u>ACTUAL</u>	<u>ANNUAL BUDGET</u>	<u>VARIANCE</u>
MACHINERY CAPITAL EXPENDITURES _____	80,355	83,500	3,145
VEHICLES EXPENDITURES _____	90,946	117,000	26,054
SMALL EQUIPMENT EXPENDITURES _____	23,010	76,400	53,390
COMPUTERS & OFFICE EQUIPMENT _____	28,529	20,900	(7,629)
COMMUNICATIONS & NETWORKS _____	18,066	30,000	11,934
ACCESS CONTROL _____	16,605	30,000	13,395
VIDEO RECORDING SYSTEM _____	1,863	32,000	30,137
BUILDING & IMPROVEMENTS _____	33,923	195,000	161,077
LAND & STORMWATER _____	19,180	10,000	(9,180)

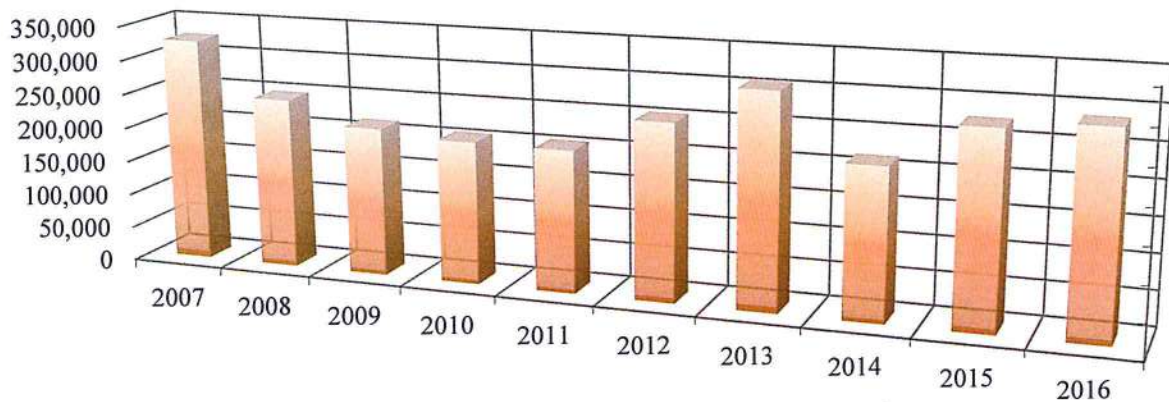
Domestic Carriers



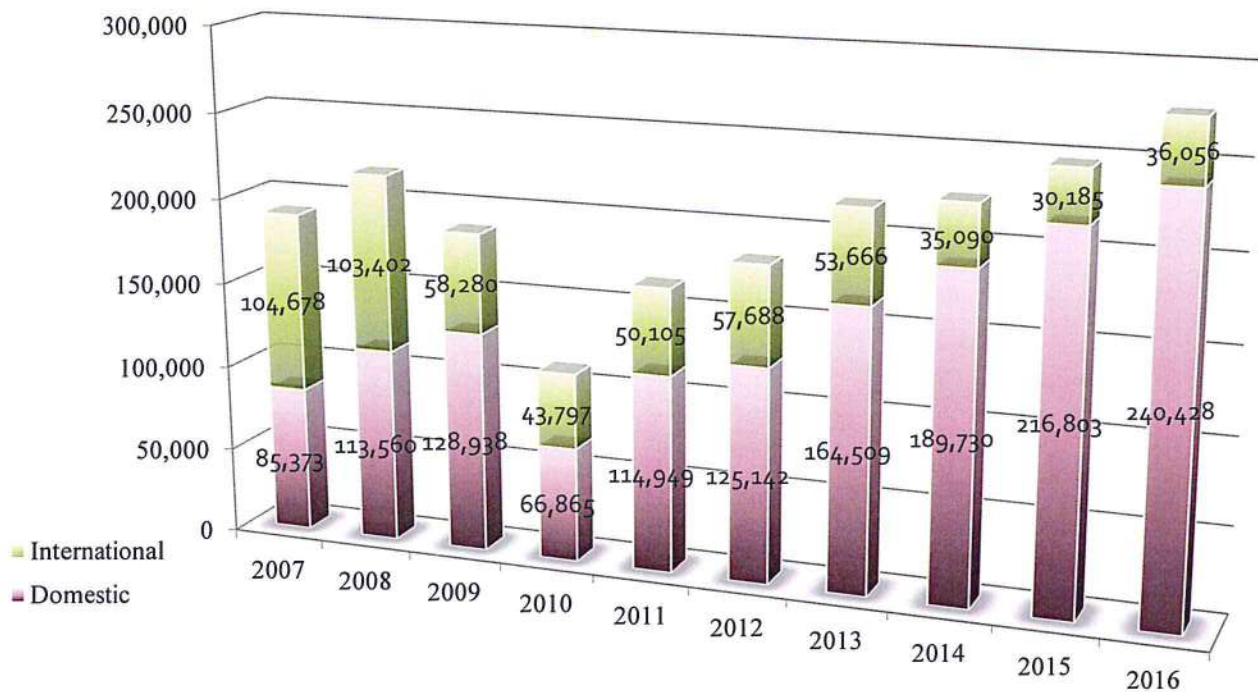
International Carriers



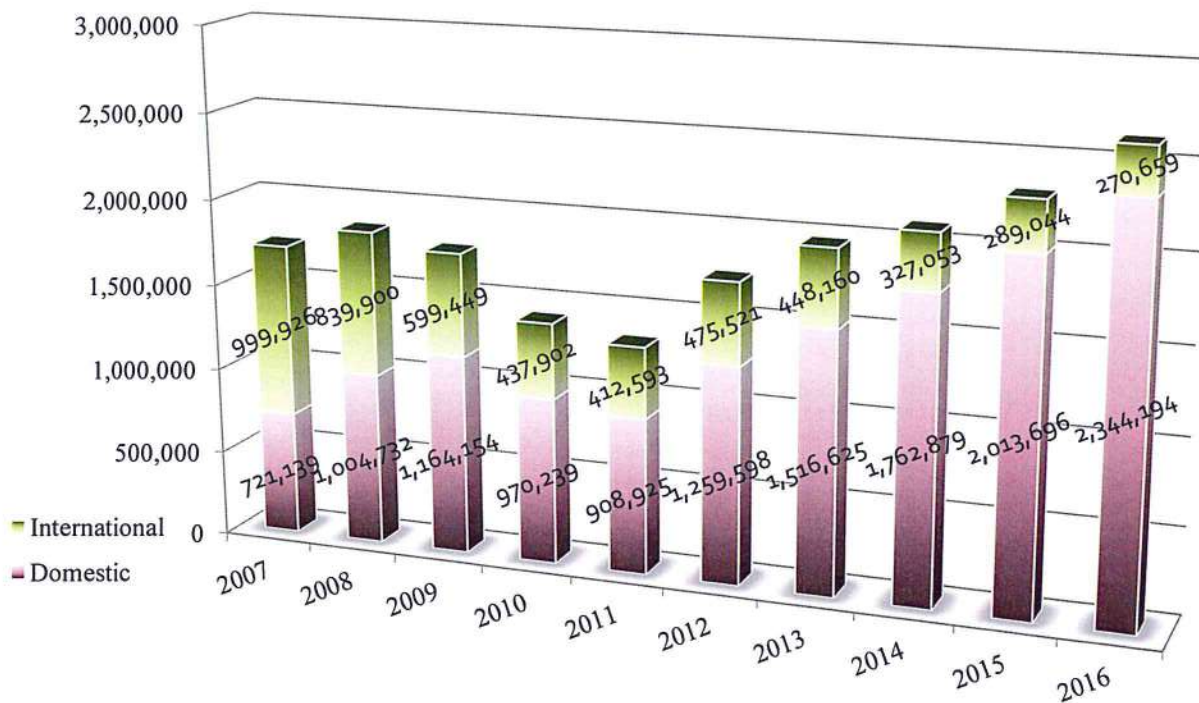
ANNUAL OPERATIONS COUNTS (LAST 12 MONTHS) JUNE 2016



PASSENGER COUNTS MONTH OF JUNE



PASSENGER COUNTS ROLLING 12 MONTHS (July - June)



Notes:

Numbers listed in **BOLD and underlined** are variables that change with each new set of monthly financial statements.

Specific events and financial notes in this document will be reviewed for relevancy two years after their inclusion. For example, comments concerning the payoff of a particular FDOT loan that occurred in December 2013 would be deemed irrelevant and removed after December 2015. Notes that are affected by this rule will be removed after October 1st of the new fiscal year.

Balance Sheet:

Assets: In an effort to aid the reader of the Airport's Financial Statements, Capital Projects are capitalized only at year end. This is done in order to provide a representation of project revenue and expenditure matching. At year end capital project expenditures are all moved to the Construction in Progress (CIP) account. If the project is completed or assets are wholly purchased then the capitalization is accomplished at fiscal year-end. If the project is multi-year and not yet completed the total to date amount to be capitalized resides in the CIP account.

Fixed Assets: Fixed Assets are capitalized once a year in conjunction with SAA's annual audit. These remain as expenses during the fiscal year, so that a comparison to budget can be made for interim reporting. Although depreciation expense is not utilized for tax purposes by the authority, it can be of assistance as a "yard stick" in establishing strategic needs such as budget priorities and task scheduling.

Long-term fixed assets, accumulated depreciation and construction-in-progress are each adjusted annually in concert with the annual audit process. The audit process begins in August of each fiscal year with testing of various expenses. The on-site work is usually scheduled for early November and the final report is presented to the SAA Board in either January or February. The auditors also present the audit results to the City of Sanford in March or April.

Checking Accounts: One checking account is maintained at Bank of America. The purpose of this account is to provide auto draft payments for one outstanding loan. This checking account is required by a loan covenant. The auto draft feature entitles SAA to a 25 basis points reduction of the interest rate on the associated note.

Loan covenants with CNL Bank require SAA to keep a total collective balance in liquid accounts at or above \$1 million. This requirement applies to all accounts not just those held at CNL bank.

Statement of Income:

Monthly Budget Variations:

Because of several large annual payouts that occur in the first month of the fiscal year (October), it is not unusual to incur a cash flow deficit from operations in this first month.

Passenger Facility Charge (PFC) funds are restricted until the end of each quarter. The funds become available on the first day of the new quarter. PFC application #3 authorizes SAA to reimburse themselves for \$1,963,878 in past completed project expenses and administrative costs. The threshold was met during April 2014, with subsequent PFC funds being applied only to the two eligible projects (replacement and expansion of the baggage handling system and replacement of all twelve (12) passenger boarding bridges).

Several of the budgeted amounts for the revenue and expense categories may be forecasted in terms of an annual amount, and then divided by 12 to obtain equal monthly budgeted amounts. While this works for some accounts when they are viewed at the end of the year, several accounts are cyclical in nature and interim period reporting can show unusual surpluses or shortages particularly in the 1st quarter. Accounts that may be affected by this attribute are:

Revenues- Landing Fees, Fuel Flowage Fees, Passenger Facility Charges, Public Safety Charges, Ground Transportation Fees, and Interest Earned.

Expenses – Insurance (prepaid with a 25% deposit in October of each year), Electric Utilities, and many of the maintenance accounts change with the busy summer season.

Grant Funding

Because most of the funding for SAA capital projects is grant related and few grants provide 100% of the required funding, it must be acknowledged that SAA will fund the remaining expenses of these projects with the excess funds from operations or from SAA cash reserves. It is expected that project capital expenditures will usually exceed the related grant revenues acquired during matching periods.

Grants from FDOT usually fund 50% of an eligible non-federally funded capital project or 50% of the non-federal share of the federally funded capital projects. Prior to October 1, 2003, FAA funding normally provided 90% of eligible costs. After this date FAA funding was increased to cover 95% of eligible costs. On some occasions, such as the September 11, 2001 aftermath and the 2004 hurricane impacts, FAA and FDOT provided 100% funding, but this is rare. **As of February 15, 2012, all FAA grants have been issued at the 90% federal share and FDOT grants continue to be issued at one half (1/2) of the non-federal share (currently 5%).**

The term "force account" work describes a condition where the SAA staff fills several roles in FAA funded capital construction projects usually filled by our consultants or the general contractors on such projects. The specific functions are Resident Project Representative (RPR), and the Project Coordinator. When SAA's maintenance personnel are utilized, they actually do much of the physical construction thereby recouping much of the grant costs (i.e. Runway Sterilization Project). SAA personnel can provide these functions at a lesser expense and we gain invaluable, intimate knowledge of the projects that we are required to maintain. We also earn force account revenue during land acquisition activities. The labors of several staff (President, ~~VP Finance and Admin~~, Records Manager and Project Coordinator) are eligible for force account revenues during land acquisition efforts.

The Federal Aviation Administration (FAA) provides funds to the Airport for Capital Projects utilizing congressional legislation known as the Airport Improvement Program (AIP). These funds are allocated to airports based upon the number of passenger enplanements that occurred at the Airport approximately two years prior to the allocation.

The allocations that are based upon passenger enplanements are termed "entitlements" because the airport is entitled to the funds due to the established passenger traffic (entitlements). An airport can use their entitlements on the eligible projects that they choose to pursue. As long as the project is eligible the airport selects the project, not the FAA. SFB has received between \$3 million to \$4 million annually in FAA-AIP entitlement funds. The Authority can choose to build an entitlement project now and be reimbursed at a later date. SAA received \$3,729,619 in 2013 entitlements based on our 2011 calendar year passenger traffic. In September 2014, SAA received \$3,992,979 in FAA entitlements based upon our 2012 calendar year passenger traffic.

FAA-AIP "discretionary" funds are funds allocated by the FAA for projects that they (FAA) prioritize. All of an airport's entitlement funds must be spent BEFORE the airport is eligible to receive any discretionary funds. Only "preliminary expenses" can be reimbursed to an airport on a discretionary project, while the complete FAA entitlement project can be reimbursed after completion for the FAA federal share. These are usually design fees and those expenses required to prepare for the actual construction. In September 2013, SAA received \$7,440,446 in discretionary funds for the Southwest Ramp Rehab project Bid Pkg#1. In September 2014, SAA received \$5,615,072 in discretionary funds to continue the reconstruction of the Southwest Ramp with Bid Pkg#3.

Passenger Facility Charges

As part of the Safety and Capacity Expansion Act of 1990, the Authority received approval from the FAA to impose a Passenger Facility Charge (PFC) of \$1 per eligible enplaned passenger at Orlando Sanford International Airport and the Authority has imposed the PFC since December 2000. PFC's may be used either to pay for eligible capital improvements or to pay debt service on bonds issued to finance projects eligible for PFC funding. The applications authorize the Authority to collect a passenger facility charge (\$4) from each passenger utilizing our facility. This fee is collected by airlines and remitted to the authority the following month. The Authority must place the funds in an interest bearing account and cannot be released for use until the end of each quarter. Once the total authorized has been collected or the project is completed the authorization expires. No further PFCs can be collected until a subsequent application is applied for and approved by the FAA. The chart below provides details regarding those applications approved for SFB.

Application #	Date approved	Main Purpose	Amount Authorized	Date Completed
001	12/27/2000	Reimb. for multiple projects	\$1,192,352	12/31/2003
002	12/01/2003	Terminal Construction	\$13,312,090	12/01/2012
003	21/1/2012	PBB Replacements & Baggage System Replacements	\$29,837,167	In Progress
004	TBD	Terminal Expansion Etc.	\$43,000,000 (est.)	N/A

Projects funded by PFC's can be past eligible projects (constructed after November 1991), current eligible projects, and / or future eligible projects. To be eligible for PFC funding, the project must be consulted with the airlines that serve SFB, the project must be included and approved by the FAA in an approved FAA PFC application, and the eligible project must improve or enhance facilities for an air carrier's passengers.

The level of PFC to be collected is submitted and approved by the FAA. Initially in 2000 the Authority collected PFCs at a rate of \$1.00 per enplaned eligible passenger. Current collections are at the rate of \$4.00 per enplaned eligible passenger. Although not authorized, considerable lobbying efforts are being expended to raise the maximum level of PFCs from \$4.50 to \$8.50 per enplaned eligible passenger.

Capital Planning and Financing

Typically, airports in the United States develop master plans that define the airports' ultimate configuration at full development during 20-year time spans, thereby establishing airport complex requirements. Master plans do not normally provide detailed information to determine funding strategies.

The plan's overriding objective is to place the Authority in a healthy financial position without overburdening the air carriers while maintaining competitive airline rates and charges. Funding strategies and recommendations will ensure airport facilities and improvements are brought on line when needed, based on established trigger points, funded in a manner that preserves the Authority's competitive cost structure, and maintains maximum flexibility under changing circumstances.

The Authority executed a task order, in the amount of \$998,156, with ATKINS (formerly PBS&J) in July 2009 to update the airport master plan. Master plan updates are multi-year projects normally taking 2-3 years to complete. This update reflects the many capital projects that have been completed and serves as a guideline for future projects and endeavors. The FAA accepted SFB's Updated Master Plan, as of May 2012.

Customer Facility Charges (CFCs)

Two significant revenue sources are slow in being reported for monthly and quarterly financial statements. Car rental Customer Facility Charges (CFC's) and parking revenues are not reported until after the twentieth of the month following the month of their collection. For example, March CFCs and parking revenues are not reported until after the 20th of April.

Customer Facility Charges (CFC's) are fees charged by the Authority on the car rental operations renting cars at SFB. Fees collected are used primarily to pay the costs and expenses of public safety. The level of these fees is set by the SAA Board. The current authorized rate is \$2.00 per rental car transaction per day up to a maximum of five days or \$10 on any single car transaction. This rate was last set at the regularly scheduled meeting of the SAA Board of Directors on August 2011 (<http://www.osaa.net/documents/boardminutes/8-22-2011.pdf>). This revenue source generated \$1,507,962 in FY 2012-2013, \$1,529,545 in FY 2013-2014 and \$1,626,127 in FY 2014-2015. Since 2012 \$1,995,352 of capital improvements have been funded using CFCs.

Domestic Terminal Fees

In accordance with the Agreement for the Operations and Maintenance of the Domestic Terminal, during a FY, SAA receives a guaranteed \$250,000 from OSD. Once OSD domestic profits threshold is exceeded then SAA shares in profits made in the domestic terminal. It should be noted that in January 2013, OSD paid approximately \$191,000 (in addition to the minimum guarantee of \$250,000) to SAA in Privilege Fees. This is the first payment of its kind to SAA since the inception of the Domestic Terminal in 2001. In FY 2012-2013 \$268, 292 had been paid to SAA in addition to the Minimum Guaranteed (total \$518,292). FY 2013 – 2014 continued this trend with a total of \$720,519 in profit sharing fees. FY2014-2015 saw \$532,093 of fees in addition to the minimum fees(total \$782,093). This splitting of fees across SAA FYs is due to OSI/OSD being on a January-December fiscal year, as opposed to SAA's October-September fiscal year.

Tenant Funded Projects

Under FAA rules, the Sanford Airport Authority (SAA) cannot, except under rare circumstances, sell Airport property to tenants to build upon. When SAA tenants pay for the improvements on Airport owned land, the tenant pays only for the land lease for the term of the lease which is usually the standard depreciation period for the type of improvement. Upon the conclusion of the lease, ownership of the improvements reverts to SAA. Two such properties were turned back to SAA in 2012, namely the two truss manufacturing plants one on each end of Aileron Circle in the Airport's commerce park. The appraised collective market value of the improvements on the two properties is \$2,178,000. These two properties were added to the Authority's fixed assets in FY 2011-2012.

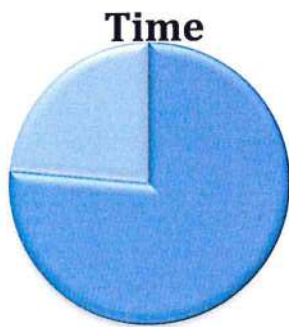
Several "build-outs" have recently been constructed on behalf of tenants. These improvements are amortized over a specific term of the lease yielding a 6 % interest rate and are initially considered unearned revenues which is reduced and are earned as revenue incrementally with each monthly payment. These "build-outs" range from building improvements, cellular towers to parking lots and demolition pad.

GRANT AND PFC FUNDED PROJECTS
(CURRENT THROUGH 7/28/2016)

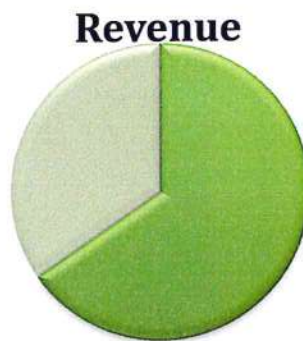
Grant 7416 - 431600 Southwest Ramp Reconstruction BP3



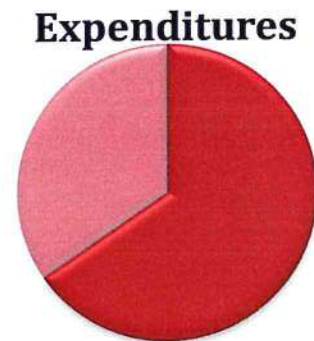
These grants award \$7,466,692 from the FAA and \$414,816 from FDOT for the third and final phase of the rehabilitation of the Southwest Ramp.



■ Elapsed ■ Remaining



■ Actual ■ Reserve

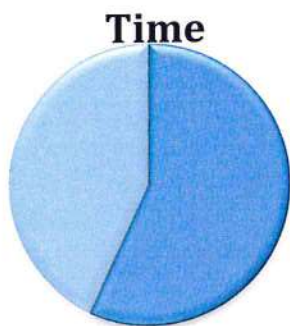


■ Actual ■ Reserve

Phase 5 is complete.

Grant 437713 - Terminal Expansion Design

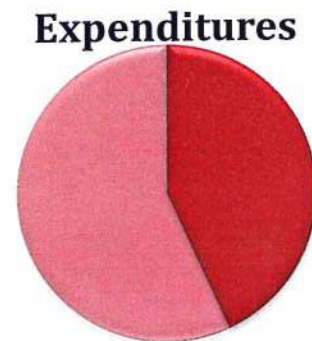
Abstract: This grant (a FDOT 50/50 grant) awarded \$499,743 on 8 June 2015 (total project cost of \$999,486) to design a terminal expansion. This design will be used to support PFC application #004. This grant was recently amended to increase the award to \$3,361,000 (total project cost \$6,722,000).



■ Elapsed ■ Remaining



■ Actual ■ Reserves



■ Actual ■ Budget

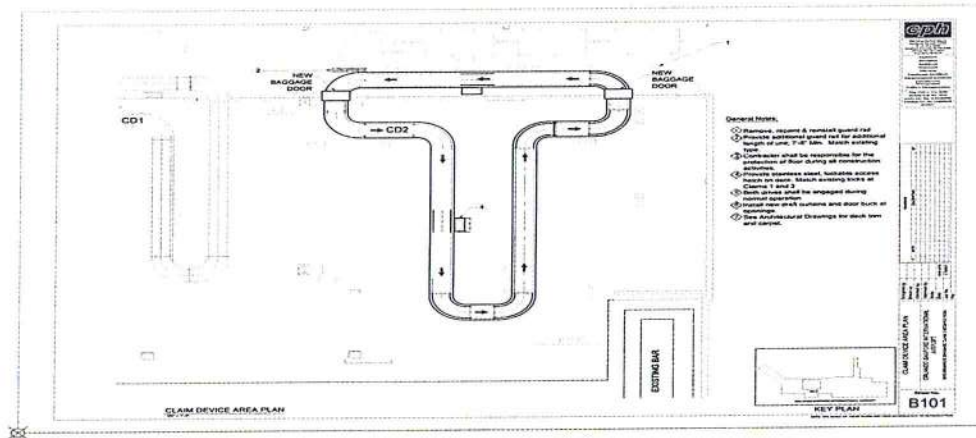
Revenues:\$576,602

Expenditures: \$1,452,846

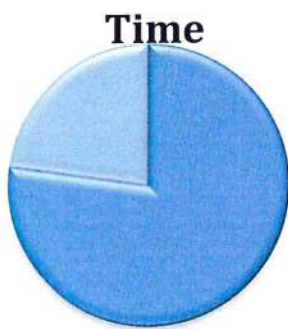
Commence: 6/8/15

Expected Completion: 6/8/17

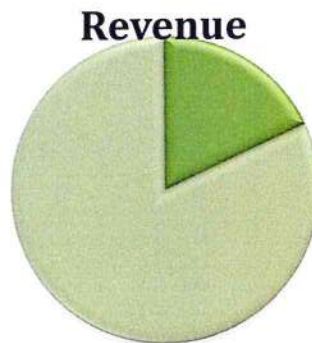
PFC - Baggage System Replacements



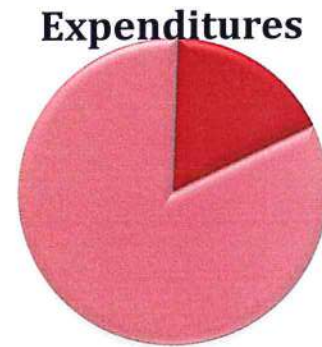
Abstract: PFC application was approved on 12 July 2012. Most of the inbound system was replaced during FY13. This will complete the inbound system. Subsequent work will replace outbound systems. The project cost is estimated at \$10,340,944. Work on inbound baggage is complete. An amendment to PFC application #003 has been approved by the FAA. The project was put out to bid on July 27 and will open on August 27th.



■ Elapsed ■ Remaining



■ Budget ■ Actual



■ Budget ■ Actual



■ Available ■ InUse

Revenue: \$2,303,624 from PFCs
Expenditures: \$2,204,913
Reserves: \$2,207,593
Debt: \$1,017,631

FINANCIAL STATEMENTS & REPORTS

New Balance Sheet
As of 6/30/2016

Sanford Airport Authority (SAA)

Assets

Current Assets

0100-00-000	Savings: BoA: Operating Account	38,481
0100-00-005	Checking: CNL: Operating Account	113,742
0100-00-006	MM:CNL: Reserves	1,122,161
0100-00-015	Checking: CNL: Spec Projects Acct	289,537
0100-00-020	Savings: CNL: Investments	876,038
0100-00-050	Savings: LGIP: Reserves Fund A	348,538
0100-00-052	Savings:LGIP: Sinking Fund	826,901
0100-00-053	Savings:LGIP:SAA Mortgages Held	12,924
0100-00-071	Savings: CNL: PFCs	1,331,554
0100-00-091	Savings: CNL: Security Deposits	384,324
0100-00-092	Savings:Law Enforcement	4,206
0100-00-099	Cash:Vending Cash Box	1
0100-00-110	Petty Cash	300
0100-00-120	Account Receivable:FAA	472,209
0100-00-140	Account Receivable:Tenants	368,813
0100-00-150	Account Receivable:T-Hangars	1,194
0100-00-160	Account Receivable:Telephones	8,913
0100-00-176	Note Receivable:Tenants	167,452
0100-00-177	Mortgage Receivable	33,550
0100-00-200	Prepaid Sales Tax	16,341
0100-00-220	Prepaid Services	13,419
0100-00-230	Fuel Inventory	7,393
0100-00-240	Vending Inventory	4,265
0100-00-300	Deferred Outflow of Resources	201,878
0100-80-060	Savings: LGIP: Memorial Comm Fund A	23,815
0100-80-080	Checking: CNL: Memorial Fund	3,098

Total Current Assets:

6,671,047

Long Term Assets

0200-00-000	Fixed Asset:Land	53,533,530
0200-00-005	Fixed Asset:Proj Infrastructur	108,436,241
0200-00-010	Fixed Asset:Buildings	88,795,426
0200-00-020	Fixed Asset:Misc. Equipment	3,915,810
0200-00-030	Fixed Assets:Motor Equipment	10,099,985
0200-00-040	Fixed Asset:Motor Vehicles	4,596,219
0200-00-050	Fixed Asset:Office Equipment	1,146,272
0200-00-060	Fixed Asset:Streets	9,672,202
0200-00-070	Fixed Asset:Water&Sewer System	496,396
0200-00-080	Fixed Asset:T-Hangars	1,444,167
0200-00-090	Fixed Asset:Comm System&Fiber	5,889,840
0200-00-100	Accumulated Depreciation	(114,045,750)
0200-00-110	Construction:Work In Progress	24,779,976
0200-00-500	Pensions: Deferred Outflow of Resources	624,536

Total Long Term Assets:

199,384,850

Total Assets:

206,055,897

The Management Discussion & Analysis (MD&A) is a critical part of any SAA Financial Statements and the Financial Statements are incomplete without the MD&A.

New Balance Sheet
As of 6/30/2016

Sanford Airport Authority (SAA)

Liabilities

Current Liabilities

0300-00-000	Accounts Payable	1,074,848	
0300-00-010	Discounts Earned:Payables	576	
0300-00-020	Accrued Wages Payable	13	
0300-00-021	Accrued Pension Payable	1	
0300-00-022	Net OPEB Liability	32,958	
0300-00-023	Derivative Instrument- Interest Rate Swap	201,878	
0300-00-030	Accrued Vacation Leave	163,922	
0300-00-035	Accrued Taxes Payable	1	
0300-00-040	Accrued Sick Leave	46,439	
0300-00-050	Sales Tax Payable	1,825	
0300-00-060	Accounts Payable:Retainage	610,039	
0300-00-100	FICA	6,135	
0300-00-110	Federal Withholding	(5,423)	
0300-00-120	Insurance: Hospital Indemnity	(2,832)	
0300-00-121	Insurance: Cancer	(144)	
0300-00-122	Insurance: Life	(869)	
0300-00-123	Insurance: Health	(3,241)	
0300-00-130	Insurance: Dental	(1,853)	
0300-00-132	Insurance: Vision	36	
0300-00-133	Insurance: Accident	2,233	
0300-00-135	Insurance: Disability	736	
0300-00-136	Insurance: Critical Illness	83	
0300-00-140	Child Support	629	
0300-00-160	ICMA Retirement Fund	6,397	
0300-00-161	Roth IRA Retirement Contribution	2,027	
0300-00-165	FRS Employee Contribution	16,435	
0300-00-190	Garnishment of Wages	650	
0300-00-200	All Security Deposits Held	405,439	
0300-00-500	Net Pension Liability	3,521,530	
Total Current Liabilities:			6,080,468

Long Term Liabilities

0400-00-035	Loan:FDOT:427887:Airfield Expansion Land Acq	1,206,250	
0400-00-036	Loan:FDOT: 420846 Land Acq R/W 18/36	207,479	
0400-00-200	Loan:B of A: #331 Construction	1,655,896	
0400-00-302	Loan:CNL: #3677 North Ramp Hangar	1,849,039	
0400-00-303	Loan:CNL: #4520 Line of Credit	1,017,631	
0400-00-400	Unearned Revenues	409,146	
0400-00-500	Pensions: Deferred Inflow of Resources	860,783	
Total Long Term Liabilities:			7,206,224
Total Liabilities:			13,286,692

Equity

0500-00-200	Retained Earnings-Current Year	652,390	
0500-00-200	Retained Earnings:Last Audit	192,116,815	
Total Equity:			192,769,205
Total Liabilities & Equity:			206,055,897

The Management Discussion & Analysis (MD&A) is a critical part of any SAA Financial Statements and the Financial Statements are incomplete without the MD&A.

YTD Income Statement vs Budget YTD
For The 9 Periods Ended 6/30/2016

Sanford Airport Authority (SAA)

		Year to Date	ORIGINAL YTD Budget	Variance	Variance %
Operating Revenues					
Commerce Park Revenues					
1000-00-000	R:Commerce Park Bldg Leases	1,265,054	1,249,279	15,775	1.26 %
1000-00-010	R:Commerce Park Land Leases	333,681	346,499	(12,818)	(3.70)%
Total Commerce Park Revenues:		1,598,735	1,595,778	2,957	0.19 %
Other Leases & Misc. Revenues					
1100-00-000	R:Lake Golden Leases	3,400	3,701	(301)	(8.13)%
1100-00-010	R:Residential Leases	102,847	97,085	5,762	5.94 %
1100-00-020	R:Security ID Fees	129,972	84,539	45,433	53.74 %
1100-00-030	R:Miscellaneous Revenue & Fees	148,118	91,264	56,854	62.30 %
1100-00-040	R:Late Fees & NSF Fees	19,917	11,597	8,320	71.74 %
1100-00-050	R:Security Fines	75	122	(47)	(38.52)%
1100-00-070	R:Communications Revenue	245,197	244,040	1,157	0.47 %
1100-00-080	R: TSA Law Enforcement Revenues	100,126	100,586	(460)	(0.46)%
1100-00-090	R: FAA Force Account Revenue	81,724	138,161	(56,437)	(40.85)%
1100-00-100	R:Vending Revenues	3,489	0	3,489	0.00 %
Total Other Leases & Misc. Revenues:		834,865	771,095	63,770	8.27 %
Aviation Revenues					
1200-00-000	R:Aviation Building Leases	1,482,425	1,356,019	126,406	9.32 %
1200-00-010	R:Aviation Land Leases	384,569	411,017	(26,448)	(6.43)%
1200-00-020	R:Aviation Ramp Leases	90,700	72,612	18,088	24.91 %
1200-00-030	R:T-Hangar Leases	150,774	153,727	(2,953)	(1.92)%
1200-00-100	R:Fuel Flowage Fees	466,095	345,645	120,450	34.85 %
1200-00-110	R:Fuel Storage Fees	2,250	2,272	(22)	(0.97)%
1200-00-120	R:FTZ Fuel Permits	7,025	7,000	25	0.36 %
1200-00-200	R:Aircraft Brokerage Fees	1,350	1,275	75	5.88 %
Total Aviation Revenues:		2,585,188	2,349,567	235,621	10.03 %
Domestic Terminal Revenues					
1300-00-000	R:Authority Share of Domestic Terminal Revenues	526,175	563,037	(36,862)	(6.55)%
1300-00-100	R:OSD Parking Revenue	897,412	753,901	143,511	19.04 %
1300-00-200	R:Customer Facility Charges	1,364,214	1,229,177	135,037	10.99 %
1300-00-205	R:CFC Remittance to OSD	(128,700)	(300,000)	171,300	57.10 %
Total Domestic Terminal Revenues:		2,659,101	2,246,115	412,986	18.39 %
International Terminal Revenues					
1400-00-000	R:International Land Leases	316,238	289,487	26,751	9.24 %
1400-00-100	R:SAA Maintenance Fees	2,142	333	1,809	543.24 %
Total International Terminal Revenues:		318,380	289,820	28,560	9.85 %
Airfield Revenues					
1500-00-000	R:Domestic Landing Fees - OSD	429,464	337,857	91,607	27.11 %
1500-00-100	R:Intr'l Landing Fees-OSI	120,728	131,578	(10,850)	(8.25)%
1500-00-200	R:Public Safety Fee	127,454	109,264	18,190	16.65 %
Total Airfield Revenues:		677,646	578,699	98,947	17.10 %
Ground Transportation Revenues					
1600-00-000	R:GT Permit Fees	68,583	69,342	(759)	(1.09)%
1600-00-100	R:GT Access Fees	37,664	34,000	3,664	10.78 %
1600-00-200	R:Off Airport Rental Car Comm.	6,632	5,786	846	14.62 %
Total Ground Transportation Revenues:		112,879	109,128	3,751	3.44 %
Non-Restricted Interest Earned					
1700-00-000	R:Interest Earned:Unrestricted	12,487	10,143	2,344	23.11 %
Total Non-Restricted Interest Earned:		12,487	10,143	2,344	23.11 %

The Management Discussion & Analysis (MD&A) is a critical part of any SAA Financial Statements and the Financial Statements are incomplete without the MD&A.

YTD Income Statement vs Budget YTD
For The 9 Periods Ended 6/30/2016

Sanford Airport Authority (SAA)

		Year to Date	ORIGINAL YTD Budget	Variance	Variance %
Total Operating Revenue		8,799,281	7,950,345	848,936	10.68 %
Gross Profit:		8,799,281	7,950,345	848,936	10.68 %
Operating Expenses					
Salaries & Benefits					
2000-10-000	E:Full Time Salaries:Finance	189,226	173,342	(15,884)	(9.16)%
2000-10-005	R:Salary Reimb:FAA-Finance	(320)	0	320	0.00 %
2000-12-000	E:Full Time Salaries:IT	200,555	195,073	(5,482)	(2.81)%
2000-20-000	E:Full Time Salaries:Admin	221,951	245,728	23,777	9.68 %
2000-30-000	E:Full Time Salaries:Maint	611,598	656,208	44,610	6.80 %
2000-40-000	E:Full Time Salaries:Exec	339,294	291,860	(47,434)	(16.25)%
2000-40-005	R:Salary Reimburse FAA-Exec	(3,893)	0	3,893	0.00 %
2000-50-000	E:Full Time Salaries:Ops	394,409	353,726	(40,683)	(11.50)%
2000-60-000	E:Full Time Salaries:ARFF	323,761	313,561	(10,200)	(3.25)%
2000-70-000	E:Full Time Salaries:Police	453,170	408,598	(44,572)	(10.91)%
2000-71-000	E:Full Time Salaries:Control	187,858	184,674	(3,184)	(1.72)%
2010-50-000	E:Part Time Wages:Ops	77,182	76,366	(816)	(1.07)%
2010-60-000	E:Part Time Wages:ARFF	28,750	36,244	7,494	20.68 %
2020-10-000	E:Overtime:Finance	1,937	1,111	(826)	(74.35)%
2020-12-000	E:Overtime:IT	370	370	0	0.00 %
2020-20-000	E:Overtime:Admin	2,097	756	(1,341)	(177.38)%
2020-30-000	E:Overtime:Maint	2,748	5,185	2,437	47.00 %
2020-50-000	E:Overtime:Ops	29,130	22,222	(6,908)	(31.09)%
2020-60-000	E:Overtime:ARFF	62,256	59,259	(2,997)	(5.06)%
2020-70-000	E:Overtime:Police	7,965	53,593	45,628	85.14 %
2020-71-000	E:Overtime:Control	5,492	22,222	16,730	75.29 %
2040-71-000	E:Unemployment Comp:Control	429	10,593	10,164	95.95 %
2050-10-000	E:FICA:Finance	14,412	13,261	(1,151)	(8.68)%
2050-12-000	E:FICA:IT	15,172	14,923	(249)	(1.67)%
2050-20-000	E:FICA:Admin	16,468	18,799	2,331	12.40 %
2050-30-000	E:FICA:Maint	46,487	50,200	3,713	7.40 %
2050-40-000	E:FICA:Exec	15,623	17,431	1,808	10.37 %
2050-50-000	E:FICA:Ops	37,060	32,902	(4,158)	(12.64)%
2050-60-000	E:FICA:ARFF	31,877	26,760	(5,117)	(19.12)%
2050-70-000	E:FICA:Police	34,793	31,258	(3,535)	(11.31)%
2050-71-000	E:FICA:Control	14,600	14,127	(473)	(3.35)%
2060-10-000	E:Employee Pension:Finance	44,279	48,584	4,305	8.86 %
2060-12-000	E:Employee Pension:IT	14,173	14,162	(11)	(0.08)%
2060-20-000	E:Employee Pension:Admin	14,071	31,001	16,930	54.61 %
2060-30-000	E:Employee Pension:Maint	46,532	47,641	1,109	2.33 %
2060-40-000	E:Employee Pension:Exec	41,559	39,025	(2,534)	(6.49)%
2060-50-000	E:Employee Pension:Ops	48,331	44,386	(3,945)	(8.89)%
2060-60-000	E:Employee Pension:ARFF	88,031	77,097	(10,934)	(14.18)%
2060-70-000	E:Employee Pension:Police	90,170	81,930	(8,240)	(10.06)%
2060-71-000	E:Employee Pension:Control	13,375	13,407	32	0.24 %
2070-10-000	E:Life & Health Ins:Finance	12,925	9,165	(3,760)	(41.03)%
2070-12-000	E:Life & Health Ins:IT	17,506	16,839	(667)	(3.96)%
2070-20-000	E:Life & Health Ins:Admin	25,362	29,194	3,832	13.13 %
2070-30-000	E:Life & Health Ins:Maint	106,484	103,628	(2,856)	(2.76)%
2070-40-000	E:Life & Health Ins:Exec	11,172	8,793	(2,379)	(27.06)%
2070-50-000	E:Life & Health Ins:Ops	62,415	78,572	16,157	20.56 %
2070-60-000	E:Life & Health Ins:ARFF	39,933	41,688	1,755	4.21 %
2070-70-000	E:Life & Health Ins:Police	47,236	45,941	(1,295)	(2.82)%
2070-71-000	E:Life & Health Ins:Control	28,767	29,019	252	0.87 %
2080-10-000	E:Workers Compensation:Finance	3,469	2,770	(699)	(25.23)%
2080-12-000	E:Workers Compensation:IT	16,022	12,082	(3,940)	(32.61)%
2080-20-000	E:Workers Compensation:Admin	8,182	6,161	(2,021)	(32.80)%
2080-30-000	E:Workers Compensation:Maint	52,045	38,652	(13,393)	(34.65)%
2080-40-000	E:Workers Compensation:Exec	15,225	11,452	(3,773)	(32.95)%
2080-50-000	E:Workers Compensation:Ops	32,052	24,148	(7,904)	(32.73)%

The Management Discussion & Analysis (MD&A) is a critical part of any SAA Financial Statements and the Financial Statements are incomplete without the MD&A.

YTD Income Statement vs Budget YTD
For The 9 Periods Ended 6/30/2016

Sanford Airport Authority (SAA)

		Year to Date	ORIGINAL YTD Budget	Variance	Variance %
(Continued)					
Salaries & Benefits					
2080-60-000	E:Workers Compensation:ARFF	20,972	15,801	(5,171)	(32.73)%
2080-70-000	E:Workers Compensation:Police	22,612	18,456	(4,156)	(22.52)%
2080-71-000	E:Workers Compensation:Control	651	494	(157)	(31.78)%
Total Salaries & Benefits:		4,286,008	4,220,440	(65,568)	(1.55)%
Office & Administrative Expenses					
2100-40-000	E:Travel:Board Members	6,994	3,542	(3,452)	(97.46)%
2110-10-000	E:Travel:Staff:Finance	425	832	407	48.92 %
2110-12-000	E:Travel:Staff:IT	1,620	3,201	1,581	49.39 %
2110-20-000	E:Travel:Staff:Admin	67	2,719	2,652	97.54 %
2110-30-000	E:Travel:Staff:Maint	234	162	(72)	(44.44)%
2110-40-000	E:Travel:Staff:Exec	1,162	2,218	1,056	47.61 %
2110-50-000	E:Travel:Staff:Ops	1,007	1,457	450	30.89 %
2110-60-000	E:Travel:Staff:ARFF	5,936	1,973	(3,963)	(200.86)%
2110-70-000	E:Travel:Staff:Police	140	232	92	39.66 %
2110-71-000	E:Travel:Staff:Control	87	361	274	75.90 %
2120-10-000	E:Training:Staff:Finance	0	2,252	2,252	100.00 %
2120-12-000	E:Training:Staff:IT	259	5,000	4,741	94.82 %
2120-20-000	E:Training:Staff:Admin	0	264	264	100.00 %
2120-30-000	E:Training:Staff:Maint	542	452	(90)	(19.91)%
2120-40-000	E:Training:Staff:Exec	0	500	500	100.00 %
2120-50-000	E:Training:Staff:Ops	1,455	2,369	914	38.58 %
2120-60-000	E:Training:Staff:ARFF	4,066	1,605	(2,461)	(153.33)%
2120-70-000	E:Training:Staff:Police	816	1,284	468	36.45 %
2120-71-000	E:Training:Staff:Control	4,000	3,626	(374)	(10.31)%
2125-60-000	E:Airport Safety Training:ARFF	1,342	1,883	541	28.73 %
2130-10-000	E:Postage & Shipping:Finance	3,058	2,074	(984)	(47.44)%
2130-12-000	E:Postage & Shipping:IT	161	309	148	47.90 %
2130-20-000	E:Postage & Shipping:Admin	1,511	2,520	1,009	40.04 %
2130-30-000	E:Postage & Shipping:Maint	29	45	16	35.56 %
2130-40-000	E:Postage & Shipping:Exec	86	200	114	57.00 %
2130-50-000	E:Postage & Shipping:Ops	85	503	418	83.10 %
2130-60-000	E:Postage & Shipping:ARFF	8	96	88	91.67 %
2130-70-000	E:Postage & Shipping:Police	12	64	52	81.25 %
2130-71-000	E:Postage & Shipping:Control	0	8	8	100.00 %
2140-10-000	E:Dues & Publications:Finance	1,425	1,447	22	1.52 %
2140-20-000	E:Dues & Publications:Admin	4,488	2,614	(1,874)	(71.69)%
2140-30-000	E:Dues & Publications:Maint	0	1,950	1,950	100.00 %
2140-40-000	E:Dues & Publications:Exec	37,963	27,534	(10,429)	(37.88)%
2140-50-000	E:Dues & Publications:Ops	45	129	84	65.12 %
2140-60-000	E:Dues & Publications:ARFF	2,527	2,231	(296)	(13.27)%
2140-70-000	E:Dues & Publications:Police	1,076	968	(108)	(11.16)%
2140-71-000	E:Dues & Publication:Control	0	350	350	100.00 %
2150-10-000	E:License&Registration:Finance	3,549	365	(3,184)	(872.33)%
2150-12-000	E:License&Registration:IT	8,214	12,402	4,188	33.77 %
2150-20-000	E:License&Registration:Admin	650	1,001	351	35.06 %
2150-30-000	E:License&Registration:Maint	120	184	64	34.78 %
2150-40-000	E:License&Registration:Exec	314	380	66	17.37 %
2150-50-000	E:License&Registration:Ops	175	718	543	75.63 %
2150-60-000	E:License&Registration:ARFF	2,236	2,491	255	10.24 %
2150-70-000	E:License&Registration:Police	470	194	(276)	(142.27)%
2160-10-000	E:Charges&Obligations:Finance	21,803	13,416	(8,387)	(62.51)%
2160-20-000	E:Charges&Obligations:Admin	0	500	500	100.00 %
2160-70-000	E:Charges&Obligations:Police	142	239	97	40.59 %
Total Office & Administrative Expenses:		120,299	110,864	(9,435)	(8.51)%
Professional & Contract Services					
2200-10-000	E:Professional Services:Finance	3,836	9,412	5,576	59.24 %
2200-12-000	E:Professional Services:IT	13,115	31,422	18,307	58.26 %

The Management Discussion & Analysis (MD&A) is a critical part of any SAA Financial Statements and the Financial Statements are incomplete without the MD&A.

YTD Income Statement vs Budget YTD
For The 9 Periods Ended 6/30/2016

Sanford Airport Authority (SAA)

		Year to Date	ORIGINAL YTD Budget	Variance	Variance %
Professional & Contract Services					
(Continued)					
2200-20-000	E:Professional Services:Admin	4,935	14,232	9,297	65.32 %
2200-30-000	E:Professional Services:Maint	38	586	548	93.52 %
2200-40-000	E:Professional Service:Exec	34,245	53,400	19,155	35.87 %
2200-50-000	E:Professional Services:Ops	2,961	2,671	(290)	(10.86)%
2200-60-000	E:Professional Services:ARFF	9,634	5,542	(4,092)	(73.84)%
2200-70-000	E:Professional Services:Police	610	1,280	670	52.34 %
2200-71-000	E:Professional Services:Control	144	0	(144)	0.00 %
2220-40-000	E:Legal Services:Exec	143,943	135,571	(8,372)	(6.18)%
2230-10-000	E:Accounting&Auditing:Finance	19,500	24,559	5,059	20.60 %
2235-50-000	E:Security Services:Ops	67,889	58,821	(9,068)	(15.42)%
2237-50-000	E:Security & Safety Awards:Ops	175	52	(123)	(236.54)%
2240-10-000	E:Contractual Services:Finance	24,685	35,308	10,623	30.09 %
2240-12-000	E:Contractual Services:IT	53,236	93,882	40,646	43.29 %
2240-20-000	E:Contractual Services:Admin	57,665	18,290	(39,375)	(215.28)%
2240-30-000	E:Contractual Services:Maint	26,822	29,956	3,134	10.46 %
2240-40-000	E:Contractual Services:Exec	0	7,197	7,197	100.00 %
2240-50-000	E:Contractual Services:Ops	7,628	18,854	11,226	59.54 %
2240-60-000	E:Contractual Services:ARFF	2,139	3,983	1,844	46.30 %
2240-70-000	E:Contractual Services:Police	2,897	1,651	(1,246)	(75.47)%
2240-71-000	E:Contractual Services:Control	28,310	22,719	(5,591)	(24.61)%
2250-10-000	Special Events:Expenses	32,064	0	(32,064)	0.00 %
Total Professional & Contract Services:		536,471	569,388	32,917	5.78 %
Properties,Marketing,&Advertising					
2300-20-000	E:Airport Marketing:Admin	33,073	31,260	(1,813)	(5.80)%
2300-40-000	E:Airport Marketing:Exec	13,625	12,952	(673)	(5.20)%
2305-40-000	E:Airline Origination Marketing	80,000	80,000	0	0.00 %
2310-20-000	E:Community Relations:Admin	11,525	8,086	(3,439)	(42.53)%
2310-40-000	E:Community Relation:EXEC	300	0	(300)	0.00 %
2315-10-000	E:Employee Relations:Finance	228	360	132	36.67 %
2315-12-000	E:Employee Relations:IT	105	227	122	53.74 %
2315-20-000	E:Employee Relations:Admin	1,216	4,671	3,455	73.97 %
2315-30-000	E:Employee Relations:Maint	0	100	100	100.00 %
2315-40-000	E:Employee Relations:Exec	826	712	(114)	(16.01)%
2315-50-000	E:Employee Relations:Ops	195	115	(80)	(69.57)%
2315-60-000	E:Employee Relations:ARFF	518	74	(444)	(600.00)%
2315-70-000	E:Employee Relations:Police	100	149	49	32.89 %
2315-71-000	E:Employee Relations:Control	97	100	3	3.00 %
2340-10-000	E:Advertising&Printing:Finance	2,080	1,519	(561)	(36.93)%
2340-20-000	E:Advertising&Printing:Admin	10,538	6,089	(4,449)	(73.07)%
2340-70-000	E:Advertising&Printing:Police	0	100	100	100.00 %
Total Properties,Marketing,&Advertising:		154,426	146,514	(7,912)	(5.40)%
Uniforms,Tools, & Supplies					
2400-10-000	E:Office Supplies:Finance	3,345	10,602	7,257	68.45 %
2400-12-000	E:Office Supplies:IT	674	738	64	8.67 %
2400-20-000	E:Office Supplies:Admin	6,060	5,054	(1,006)	(19.91)%
2400-30-000	E:Office Supplies:Maint	890	1,241	351	28.28 %
2400-40-000	E:Office Supplies:Exec	190	188	(2)	(1.06)%
2400-50-000	E:Office Supplies:Ops	4,267	1,588	(2,679)	(168.70)%
2400-60-000	E:Office Supplies:ARFF	2,721	1,613	(1,108)	(68.69)%
2400-70-000	E:Office Supplies:Police	484	829	345	41.62 %
2400-71-000	E:Office Supplies:Control	406	200	(206)	(103.00)%
2410-12-000	E:Operating Supplies:IT	719	1,222	503	41.16 %
2410-30-000	E:Operating Supplies:Maint	9,420	12,058	2,638	21.88 %
2410-50-000	E:Operating Supplies:Ops	4,142	5,185	1,043	20.12 %
2410-60-000	E:Operating Supplies:ARFF	15,226	20,361	5,135	25.22 %
2410-70-000	E:Operating Supplies:Police	1,320	7,661	6,341	82.77 %
2410-70-010	E:Operating Supplies:K-9 only	8,503	8,641	138	1.60 %

The Management Discussion & Analysis (MD&A) is a critical part of any SAA Financial Statements and the Financial Statements are incomplete without the MD&A.

YTD Income Statement vs Budget YTD
For The 9 Periods Ended 6/30/2016

Sanford Airport Authority (SAA)

		Year to Date	ORIGINAL YTD Budget	Variance	Variance %
Uniforms,Tools, & Supplies					
(Continued)					
2415-10-000	E:Small Tools:Finance	405	1,407	1,002	71.22 %
2415-12-000	E:Small Tools:IT	514	1,374	860	62.59 %
2415-20-000	E:Small Tools:Admin	239	200	(39)	(19.50)%
2415-30-000	E:Small Tools:Maint	2,837	5,237	2,400	45.83 %
2415-40-000	E:Small Tools:Exec	0	279	279	100.00 %
2415-50-000	E:Small Tools:Ops	257	279	22	7.89 %
2415-60-000	E:Small Tools:ARFF	1,213	739	(474)	(64.14)%
2415-70-000	E:Small Tools:Police	3,041	4,088	1,047	25.61 %
2415-71-000	E:Small Tools:Control	0	423	423	100.00 %
2420-30-000	E:Janitorial Supplies:Maint	4,322	3,663	(659)	(17.99)%
2420-60-000	E:Janitorial Supplies:ARFF	2,175	1,742	(433)	(24.86)%
2430-30-000	E:Chemicals & Defoliants:Maint	3,567	6,155	2,588	42.05 %
2440-12-000	E:Uniforms:IT	517	500	(17)	(3.40)%
2440-20-000	E:Uniforms:Admin	96	0	(96)	0.00 %
2440-30-000	E:Uniforms:Maint	3,407	2,293	(1,114)	(48.58)%
2440-40-000	E:Uniforms:Exec	229	138	(91)	(65.94)%
2440-50-000	E:Uniforms:Ops	730	1,418	688	48.52 %
2440-60-000	E:Uniforms:ARFF	2,403	3,985	1,582	39.70 %
2440-70-000	E:Uniforms:Police	3,250	4,414	1,164	26.37 %
2450-10-000	E:Gas & Oil:Finance	0	808	808	100.00 %
2450-12-000	E:Gas & Oil:IT	1,981	3,255	1,274	39.14 %
2450-20-000	E:Gas & Oil:Admin	70	2,097	2,027	96.66 %
2450-30-000	E:Gas & Oil:Maint	36,657	57,896	21,239	36.68 %
2450-40-000	E:Gas & Oil:Exec	3,771	10,190	6,419	62.99 %
2450-50-000	E:Gas & Oil:Ops	9,312	17,833	8,521	47.78 %
2450-60-000	E:Gas & Oil:ARFF	6,922	11,447	4,525	39.53 %
2450-70-000	E:Gas & Oil:Police	15,692	22,219	6,527	29.38 %
2460-10-000	E:Coffee&DrinkSupplies:Finance	2,258	2,222	(36)	(1.62)%
2460-30-000	E:Coffee&Drink Supplies:Maint	187	1,016	829	81.59 %
2460-50-000	E:Coffee&Drink Supplies:Ops	0	57	57	100.00 %
2460-70-000	E:Coffee&Drink Supplies:Police	0	100	100	100.00 %
2460-71-000	E:Coffee&DrinkSuppli:CONTROL	0	100	100	100.00 %
Total Uniforms,Tools, & Supplies:		164,419	244,755	80,336	32.82 %
Repairs & Maintenance Expenses					
2500-30-000	E:Maintenance:Streets	17,152	3,000	(14,152)	(471.73)%
2510-30-000	E:Maintenance:Parking Lots	0	585	585	100.00 %
2520-30-000	E:Maintenance:Drainage Systems	600	1,412	812	57.51 %
2530-30-000	E:Maintenance:Grounds	23,778	3,946	(19,832)	(502.58)%
2540-30-000	E:Maintenance:Fences	6,387	2,483	(3,904)	(157.23)%
2550-30-000	E:Maintenance:AOA:Maint	159,006	91,982	(67,024)	(72.87)%
2550-50-000	E:Maintenance:Navalids:Ops	5,000	0	(5,000)	0.00 %
2570-50-000	E:Wildlife Management:Ops	712	8,559	7,847	91.68 %
2580-30-000	E:Maintenance:Signs & Industrial Lighting	3,635	3,997	362	9.06 %
2590-40-000	E:Haz-Mat Disposal:Exec	0	2,157	2,157	100.00 %
2600-30-000	E:Land Clearing&Demo:Maint	0	1,000	1,000	100.00 %
2610-10-000	E:Maintenance:Buildings:Finance	5,313	3,791	(1,522)	(40.15)%
2610-12-000	E:Maintenance:Buildings:IT	0	2,533	2,533	100.00 %
2610-30-000	E:Maintenance:Buildings:Maint	51,189	45,764	(5,425)	(11.85)%
2610-60-000	E:Maintenance:Buildings:ARFF	3,850	5,360	1,510	28.17 %
2615-30-000	E:Maintenance:Keys&Locks:Maint	6,025	3,897	(2,128)	(54.61)%
2620-10-000	E:Maintenance:Equip:Finance	0	187	187	100.00 %
2620-12-000	E:Maintenance:Equip:IT	1,077	1,267	190	15.00 %
2620-20-000	E:Maintenance:Equip:Admin	0	137	137	100.00 %
2620-30-000	E:Maintenance:Equip:Maint	27,387	38,806	11,419	29.43 %
2620-50-000	E:Maintenance:Equip:Ops	396	1,360	964	70.88 %
2620-60-000	E:Maintenance:Equip:ARFF	2,575	4,496	1,921	42.73 %
2620-70-000	E:Maintenance:Equip:Police	630	1,225	595	48.57 %
2620-71-000	E:Maintenance:Equip:Control	0	55	55	100.00 %
2630-10-000	E:Maintenance:Vehicles:Finance	29	0	(29)	0.00 %

The Management Discussion & Analysis (MD&A) is a critical part of any SAA Financial Statements and the Financial Statements are incomplete without the MD&A.

YTD Income Statement vs Budget YTD
For The 9 Periods Ended 6/30/2016

Sanford Airport Authority (SAA)

		Year to Date	ORIGINAL YTD Budget	Variance	Variance %
Repairs & Maintenance Expenses					
(Continued)					
2630-12-000	E:Maintenance:Vehicles:IT	1,520	1,121	(399)	(35.59)%
2630-20-000	E:Maintenance:Vehicles:Admin	55	396	341	86.11 %
2630-30-000	E:Maintenance:Vehicles:Maint	14,205	13,362	(843)	(6.31)%
2630-40-000	E:Maintenance:Vehicles:Exec	3,850	1,057	(2,793)	(264.24)%
2630-50-000	E:Maintenance:Vehicles:Ops	4,844	4,028	(816)	(20.26)%
2630-60-000	E:Maintenance:Vehicles:ARFF	56,034	41,619	(14,415)	(34.64)%
2630-70-000	E:Maintenance:Vehicles:Police	6,036	10,688	4,652	43.53 %
Total Repairs & Maintenance Expenses:		401,285	300,270	(101,015)	(33.64)%
Utilities Expenses					
2700-10-000	E:Utilities:Telephones:Finance	1,920	4,681	2,761	58.98 %
2700-12-000	E:Utilities:Telephones:IT	87,657	124,107	36,450	29.37 %
2700-20-000	E:Utilities:Telephones:Admin	1,053	948	(105)	(11.08)%
2700-30-000	E:Utilities:Telephones:Maint	2,987	3,003	16	0.53 %
2700-40-000	E:Utilities:Telephones:Exec	1,415	669	(746)	(111.51)%
2700-50-000	E:Utilities:Telephones:Ops	5,129	4,595	(534)	(11.62)%
2700-60-000	E:Utilities:Telephones:ARFF	2,118	2,451	333	13.59 %
2700-70-000	E:Utilities:Telephones:Police	10,860	10,824	(36)	(0.33)%
2700-71-000	E:Utilities:Telephones:Control	540	575	35	6.09 %
2710-10-000	E:Utilities:Electric:Finance	9,813	4,769	(5,044)	(105.77)%
2710-12-000	E:Utilities:Electric:IT	2,799	2,900	101	3.48 %
2710-20-000	E:Utilities:Electric:Admin	19,457	15,602	(3,855)	(24.71)%
2710-30-000	E:Utilities:Electric:Maint	34,347	35,772	1,425	3.98 %
2710-50-000	E:Utilities:Electric:Ops	31,814	33,504	1,690	5.04 %
2710-60-000	E:Utilities:Electric:ARFF	9,051	12,230	3,179	25.99 %
2710-70-000	E:Utilities:Electric:Police	6,179	7,194	1,015	14.11 %
2720-20-000	E:Utilities:Water:Admin	9,007	5,786	(3,221)	(55.67)%
2720-30-000	E:Utilities:Water:Maint	1,618	4,354	2,736	62.84 %
2720-50-000	E:Utilities:Water:Ops	517	0	(517)	0.00 %
2720-60-000	E:Utilities:Water:ARFF	307	492	185	37.60 %
2720-70-000	E:Utilities:Water:Police	85	99	14	14.14 %
2730-20-000	E:Utilities:Garbage:Admin	6,711	18,141	11,430	63.01 %
2730-30-000	E:Utilities:Garbage:Maint	4,719	4,974	255	5.13 %
2730-60-000	E:Utilities:Garbage:ARFF	1,592	1,606	14	0.87 %
2730-70-000	E:Utilities:Garbage:Police	244	295	51	17.29 %
Total Utilities Expenses:		251,939	299,571	47,632	15.90 %
Insurance Expenses					
2800-12-000	E:Insurance:Auto:IT	2,157	2,429	272	11.20 %
2800-20-000	E:Insurance:Auto:Admin	598	691	93	13.46 %
2800-30-000	E:Insurance:Auto:Maint	10,469	12,334	1,865	15.12 %
2800-40-000	E:Insurance:Auto:Exec	1,202	1,356	154	11.36 %
2800-50-000	E:Insurance:Auto:Ops	3,713	4,631	918	19.82 %
2800-60-000	E:Insurance:Auto:ARFF	7,725	8,774	1,049	11.96 %
2800-70-000	E:Insurance:Auto:Police	8,653	9,755	1,102	11.30 %
2820-10-000	E:Insurance:Property	220,238	238,581	18,343	7.69 %
2830-10-000	E:Insurance:Airport Liability	60,914	70,000	9,086	12.98 %
2830-70-000	E:Insurance:Police Liability	9,801	17,000	7,199	42.35 %
2840-10-000	E:Insurance:Pollution (Tanks)	3,783	3,500	(283)	(8.09)%
2860-10-000	E:Insurance:D & O Liability	33,798	37,000	3,202	8.65 %
Total Insurance Expenses:		363,051	406,051	43,000	10.59 %
Debt Service Expenses					
2900-10-000	E:Debt Service - Interest:Fin	124,260	141,469	17,209	12.16 %
Total Debt Service Expenses:		124,260	141,469	17,209	12.16 %
Total Operating Expens		6,402,158	6,439,322	37,164	0.58 %
Net Income from Operations:		2,397,123	1,511,023	886,100	58.64 %

The Management Discussion & Analysis (MD&A) is a critical part of any SAA Financial Statements and the Financial Statements are incomplete without the MD&A.

YTD Income Statement vs Budget YTD
For The 9 Periods Ended 6/30/2016

Sanford Airport Authority (SAA)

		Year to Date	ORIGINAL YTD Budget	Variance	Variance %
Other Income and Expense					
FAA Grant Funds					
5000-00-000	FAA:Closed Projects Account	192,283	0	192,283	0.00 %
5000-00-560	FAA:7214:SW Ramp Rehab Construction BP2	2,937,214	1,800,000	1,137,214	63.18 %
5000-00-561	FAA:7415:Airfield Marking Improvements	116,013	0	116,013	0.00 %
5000-00-562	FAA:7415:SW Ramp Rehab Construction BP3	4,416,687	5,703,597	(1,286,910)	(22.56) %
Total FAA Grant Funds:		7,662,197	7,503,597	158,600	2.11 %
FDOT Grant Funds					
5500-00-592	FDOT:431600:Southwest Ramp Rehab Construction	156,238	431,475	(275,237)	(63.79) %
5500-00-599	FDOT:437173:Replace Airfield Signage	47,914	0	47,914	0.00 %
5500-00-600	FDOT:437393: Design of Surface Parking Lot	889,741	1,210,330	(320,589)	(26.49) %
5500-00-601	FDOT:414453:T-Hangar Building (412) Reconstruction	0	22,450	(22,450)	(100.00) %
5500-00-604	FDOT:437713:Terminal B Expansion 2015	576,062	499,742	76,320	15.27 %
Total FDOT Grant Funds:		1,669,955	2,163,997	(494,042)	(22.83) %
Other Non-Operating Revenues					
5600-00-010	R:Other Contributions	2,000	0	2,000	0.00 %
5700-80-000	R:Memorial Fund Contributions	219	0	219	0.00 %
5800-00-000	R:Misc Settlements	5,614	0	5,614	0.00 %
5900-00-000	R:PFC Revenue	3,489,560	2,379,956	1,109,604	46.62 %
5910-00-000	R:PFC Interest:Restricted	2,049	0	2,049	0.00 %
Total Other Non-Operating Revenues:		3,499,442	2,379,956	1,119,486	47.04 %
AIP Grant Capital Project Expenses					
6000-00-599	CP:72-431600:SW Ramp Rehab Construction BP2	(2,624,078)	(2,000,000)	(624,078)	(31.20) %
6000-00-602	CP:437173:Replace Airfield Signage	(85,674)	0	(85,674)	0.00 %
6000-00-603	CP:437393: Design of Surface Parking Lot	(864,639)	(1,210,330)	345,691	28.56 %
6000-00-604	CP:7415:Airfield Marking Improvements	(89,645)	0	(89,645)	0.00 %
6000-00-605	CP:74-431600:SW Ramp Rehab Construction BP3	(5,429,917)	(6,337,329)	907,412	14.32 %
6000-00-606	CP:437713:Terminal B Expansion 2015	(1,452,846)	(999,485)	(453,361)	(45.36) %
6000-00-607	CP:414453:T-Hangar Building (412) Reconstruction	0	(44,900)	44,900	100.00 %
6000-00-613	CP:75-431600:SW Ramp Rehab BP3B	(139,448)	0	(139,448)	0.00 %
Total AIP Grant Capital Project Expenses:		(10,686,247)	(10,592,044)	(94,203)	(0.89) %
PFC Capital Project Expenses					
6200-00-001	CP:PFC 3: PLB Replacements	(3,220,181)	(2,450,000)	(770,181)	(31.44) %
6200-00-002	CP:PFC 3: In-Line Baggage System	(328,163)	(750,000)	421,837	56.24 %
Total PFC Capital Project Expenses:		(3,548,344)	(3,200,000)	(348,344)	(10.89) %
Memorial Fund Capital Expenses					
6500-80-000	CP:Memorial Fund Expenses	(4,484)	0	(4,484)	0.00 %
Total Memorial Fund Capital Expenses:		(4,484)	0	(4,484)	0.00 %
Non-Grant Capital Expenses					
7000-30-000	C:Machinery & Equipment:Maint	(72,135)	(75,000)	2,865	3.82 %
7000-60-000	C:Machinery & Equipment:ARFF	(8,220)	(8,500)	280	3.29 %
7100-30-000	C:Purchase Vehicles:Maint	(10,500)	0	(10,500)	0.00 %
7100-40-000	C:Purchase Vehicles:Exec	0	(35,000)	35,000	100.00 %
7100-70-000	C:Purchase Vehicles:Police	(80,446)	(82,000)	1,554	1.90 %
7200-10-000	C:Small Equipment:Finance	(55)	0	(55)	0.00 %
7200-12-000	C:Small Equipment:IT	(998)	(3,000)	2,002	66.73 %
7200-20-000	C:Small Equipment:Admin	(217)	0	(217)	0.00 %
7200-30-000	C:Small Equipment:Maint	(1,060)	(66,500)	65,440	98.41 %
7200-40-000	C:Small Equipment:Exec	(15,594)	0	(15,594)	0.00 %
7200-50-000	C:Small Equipment:Ops	(19)	0	(19)	0.00 %
7200-60-000	C:Small Equipment:ARFF	(5,067)	(4,900)	(167)	(3.41) %
7300-10-000	C:Computer/Office Equip:Fin	(7,921)	0	(7,921)	0.00 %

The Management Discussion & Analysis (MD&A) is a critical part of any SAA Financial Statements and the Financial Statements are incomplete without the MD&A.

YTD Income Statement vs Budget YTD
For The 9 Periods Ended 6/30/2016

Sanford Airport Authority (SAA)

		Year to Date	ORIGINAL YTD Budget	Variance	Variance %
Non-Grant Capital Expenses					
(Continued)					
7300-12-000	C:Computer/Office Equip:IT	(9,127)	(9,000)	(127)	(1.41)%
7300-20-000	C:Computer/Office Equip:Admin	(2,050)	(1,000)	(1,050)	(105.00)%
7300-30-000	C:Computer/Office Equip:Maint	0	(3,000)	3,000	100.00 %
7300-40-000	C:Computer/Office Equip:Exec	(1,185)	(1,000)	(185)	(18.50)%
7300-50-000	C:Computer/Office Equip:Ops	(6,553)	(4,900)	(1,653)	(33.73)%
7300-70-000	C:Computer/Office Equip:Police	(35)	0	(35)	0.00 %
7300-71-000	C:Computer/Office Equip:Control	(1,658)	0	(1,658)	0.00 %
7700-12-000	C:Improvements: Communications/Networks	(18,066)	(22,500)	4,434	19.71 %
7700-12-010	C:Improvements:Access Control	(16,605)	(22,500)	5,895	26.20 %
7700-12-020	C:Improvements:Video Recording System	(1,863)	(24,000)	22,137	92.24 %
7700-20-000	C:Buildings & Improvements	(33,923)	(130,000)	96,077	73.91 %
7700-40-000	C:Improvements:Land&Stormwater	(19,180)	(10,000)	(9,180)	(91.80)%
Total Non-Grant Capital Expenses:		(312,477)	(502,800)	190,323	37.85 %
Other Non-Operating Expenses					
9000-00-010	E:Loss on Disposal of Assets	11,900	0	11,900	0.00 %
9000-00-020	E:Bad Debts	(440)	0	(440)	0.00 %
9000-00-030	E:G/L Adjustment Account	1,362	0	1,362	0.00 %
9000-00-040	E:Govt to Non-Govt Clearing	(10,751)	0	(10,751)	0.00 %
9800-00-000	PO Clearing:	(26,846)	0	(26,846)	0.00 %
Total Other Non-Operating Expenses:		(24,775)	0	(24,775)	0.00 %
Total Other Income and		(1,744,733)	(2,247,294)	502,561	22.36 %
EARNINGS BEFORE INCOME TAX:		652,390	(736,271)	1,388,661	188.61 %
Net Income (Loss):		652,390	(736,271)	1,388,661	188.61 %

The Management Discussion & Analysis (MD&A) is a critical part of any SAA Financial Statements and the Financial Statements are incomplete without the MD&A.

Accounts Receivable Aged Invoice Report
Sorted by Customer Number
All Open Invoices - Aged as of 7/25/2016

Sanford Airport Authority (SAA)

Division Number: 00 MAIN DIVISION

Customer/ Invoice Date	Invoice Number	Due Dates		Job Number	Discount Amount	Balance	Current	10 Days	30 Days	60 Days	90 Days	Days Delq
		Invoice	Discount									
AAS 10/26/2015	Alpha Airport Services PPB27-PP Comment: REF: PPB	10/26/2015			0.00	65.00-			0.00	0.00	65.00-	
Customer AAS Totals:					0.00	65.00-	0.00	0.00	0.00	0.00	65.00-	
ACCORCO 6/1/2016	Accordant Communications, Inc. 0085278-IN Comment: Bldg 141, Lease# 2014-16	6/10/2016			0.00	3,001.85			0.00	84.94	0.00	45
6/10/2016	JUN0006-FC Comment: FINANCE CHARGE	6/10/2016		6/6/2016	0.00	2,916.91- 45.03	0.00	0.00	45.03	0.00	0.00	45
7/13/2016	0086106-CM Comment: Credit memo				0.00	45.03-	0.00	45.03-	0.00	0.00	0.00	
Customer ACCORCO Totals:					0.00	84.94	0.00	45.03-	129.97	0.00	0.00	
ADKINS 7/1/2016	Adkins Global 0085952-IN Comment: 2016 Playground Donation	7/10/2016			0.00	2,000.00			0.00	0.00	0.00	15
Customer ADKINS Totals:					0.00	2,000.00	0.00	2,000.00	0.00	0.00	0.00	
ALLEGIA 6/23/2016	Allegiant Air 0085877-IN Comment: Badges/fingerprints Credit Memo: 0086141	7/3/2016			0.00	1,665.00			0.00	1,620.00	0.00	22
6/24/2016	0085882-IN Comment: Badges/fingerprints	7/4/2016			0.00	1,035.00	0.00	0.00	1,035.00	0.00	0.00	21
6/29/2016	0085927-IN Comment: Badges/fingerprints	7/9/2016			0.00	1,575.00	0.00	1,575.00	0.00	0.00	0.00	16
Customer ALLEGIA Totals:					0.00	4,230.00	0.00	1,575.00	2,655.00	0.00	0.00	
ATHENS 6/28/2016	Athens Towing PP1-PP Comment: REF: VISA44324	6/28/2016			0.00	0.02-			0.00	0.00	0.00	
Customer ATHENS Totals:					0.00	0.02-	0.00	0.02-	0.00	0.00	0.00	
AVCON 7/1/2016	Avcon, Inc. 0085945-IN Comment: 2016 Playground Donation	7/10/2016			0.00	2,000.00			0.00	0.00	0.00	15
Customer AVCON Totals:					0.00	2,000.00	0.00	2,000.00	0.00	0.00	0.00	
AVOCET 3/4/2016	Avocet Capital LLC 0084237-IN Comment: Rebuild Fire Pumps	3/10/2016			0.00	11,258.00			0.00	0.00	11,258.00	137
5/5/2016	0085073-IN Comment: Badges/fingerprints	5/10/2016			0.00	85.00	0.00	0.00	0.00	60.00	0.00	76
5/11/2016	0085181-IN Comment: Badges/fingerprints	6/10/2016		5/5/2016	0.00	25.00- 85.00	0.00	0.00	0.00	60.00	0.00	45
6/10/2016	0085605-IN Comment: May 2016 Submeter billing	6/10/2016		5/12/2016	0.00	232.29- 117.87-	0.00	0.00	114.42	0.00	0.00	45
7/11/2016	0086080-IN Comment: June 2016 FPL	8/10/2016			0.00	114.90	0.00	114.90	0.00	0.00	0.00	
7/15/2016	0086122-IN Comment: June 2016 Submeter Billing	8/10/2016			0.00	286.16	0.00	286.16	0.00	0.00	0.00	
Customer AVOCET Totals:					0.00	11,893.48	0.00	401.06	114.42	120.00	11,258.00	
BLINN 5/1/2016	Justin Blinn 0084910-IN Comment: 2990 Cameron Ave.	5/10/2016			0.00	950.00			0.00	58.00	0.00	76
5/10/2016	MAY0240-FC Comment: FINANCE CHARGE	5/10/2016		6/2/2016	0.00	892.00- 29.00	0.00	0.00	0.00	29.00	0.00	76
6/1/2016	0085388-IN Comment: 2990 Cameron Ave.	6/10/2016			0.00	950.00	0.00	0.00	950.00	0.00	0.00	45
6/10/2016	JUN0008-FC Comment: FINANCE CHARGE	6/10/2016			0.00	29.00	0.00	0.00	29.00	0.00	0.00	45
7/1/2016	0085785-IN Comment: 2990 Cameron Ave.	7/10/2016			0.00	950.00	0.00	950.00	0.00	0.00	0.00	15
7/10/2016	JUL0022-FC Comment: FINANCE CHARGE	7/10/2016			0.00	29.00	0.00	29.00	0.00	0.00	0.00	15
Customer BLINN Totals:					0.00	2,045.00	0.00	979.00	979.00	87.00	0.00	
CPH 7/1/2016	CPH Engineers 0085946-IN Comment: 2016 Playground Donation	7/10/2016			0.00	2,000.00			0.00	0.00	0.00	15
Customer CPH Totals:					0.00	2,000.00	0.00	2,000.00	0.00	0.00	0.00	
CYSANFR 6/24/2016	City of Sanford 0085881-IN Comment: * Split or Override Commission	7/10/2016			0.00	50,000.00			0.00	50,000.00	0.00	15

Accounts Receivable Aged Invoice Report
Sorted by Customer Number
All Open Invoices - Aged as of 7/25/2016

Sanford Airport Authority (SAA)

Division Number: 00 MAIN DIVISION

Customer/ Invoice Date	Invoice Number	Due Dates		Job Number	Discount Amount	Balance	Current	10 Days	30 Days	60 Days	90 Days	Days Delq
		Invoice	Discount									
	Comment:	Mutual Economic Incentive Agree										
		Customer CYSANFR Totals:				0.00	50,000.00	0.00	0.00	50,000.00	0.00	0.00
DELTACO 6/10/2016	Aerosim Flight Academy JUN0009-FC Comment: FINANCE CHARGE	6/10/2016		Contact: Judy Lentz	0.00	465.33	Phone: (407) 330 7020 0.00	0.00	465.33	0.00	0.00	45
7/1/2016	0085691-IN Comment: 131,289,297,455,515,lnk	7/10/2016			0.00	31,021.90	Salesperson: HSE	0.00	31,021.90	0.00	0.00	15
7/1/2016	0085974-IN Comment: June 2016 Fuel Flowage	7/10/2016			0.00	2,061.50	Salesperson: HSE	0.00	2,061.50	0.00	0.00	15
7/10/2016	JUL0024-FC Comment: FINANCE CHARGE	7/10/2016			0.00	496.25	0.00	496.25	0.00	0.00	0.00	15
		Customer DELTACO Totals:				0.00	34,044.98	0.00	33,579.65	465.33	0.00	0.00
DIGNOTI 7/1/2016	Dignoti Group 0085693-IN Comment: Lease# 2014-26	7/10/2016		Contact: Eugene Dignoti	0.00	2,265.06	Phone: 0.00	2,265.06	0.00	0.00	0.00	15
7/10/2016	JUL0025-FC Comment: FINANCE CHARGE	7/10/2016			0.00	33.98	0.00	33.98	0.00	0.00	0.00	15
		Customer DIGNOTI Totals:				0.00	2,299.04	0.00	2,299.04	0.00	0.00	0.00
DYKES 7/1/2016	Randy Dykes 0085786-IN Comment: 3905 Moores Station Road	7/10/2016		Contact: Randy Dykes	0.00	1,100.00	Phone: (321) 228-3664 0.00	75.00	0.00	0.00	0.00	15
	Payment Reference: ACH	7/1/2016				1,025.00-						
		Customer DYKES Totals:				0.00	75.00	0.00	75.00	0.00	0.00	0.00
ENTLEAS 6/17/2016	Enterprise Leasing Co of Orl PP14-PP Comment: REF: 277870	6/17/2016		Contact: Cynthia Bocharski	0.00	0.45-	Phone: (407) 447-7999 0.00	0.00	0.45-	0.00	0.00	
		Customer ENTLEAS Totals:				0.00	0.45-	0.00	0.00	0.45-	0.00	0.00
FLCLAYA 6/17/2016	Florida Clay Art PP1-PP Comment: REF: CCVISA8151	6/17/2016		Contact: Carol Tague	0.00	0.02-	Phone: (407) 330-1116 0.00	0.00	0.02-	0.00	0.00	
7/1/2016	0085830-IN Comment: Building 256	7/10/2016			0.00	1,569.17	0.00	1,569.17	0.00	0.00	0.00	15
7/10/2016	JUL0026-FC Comment: FINANCE CHARGE	7/10/2016			0.00	29.00	0.00	29.00	0.00	0.00	0.00	15
		Customer FLCLAYA Totals:				0.00	1,598.15	0.00	1,598.17	0.02-	0.00	0.00
FREEMAN 7/1/2016	Freeman Holdings of Orlando 0085950-IN Comment: 2016 Playground Donation	7/10/2016		Contact: Greg Smith	0.00	2,000.00	Phone: (913) 951-5600 0.00	2,000.00	0.00	0.00	0.00	15
7/1/2016	0085972-IN Comment: June 2016 Fuel Flowage	7/10/2016			0.00	2,142.93	0.00	2,142.93	0.00	0.00	0.00	15
7/7/2016	0085971-IN Comment: June 2016 Landing Fees	7/10/2016			0.00	778.95	0.00	778.95	0.00	0.00	0.00	15
7/7/2016	0085973-IN Comment: July 2016 Landing Fees	7/10/2016			0.00	544.05	0.00	544.05	0.00	0.00	0.00	15
		Customer FREEMAN Totals:				0.00	5,465.93	0.00	5,465.93	0.00	0.00	0.00
GLF 3/31/2016	GLF Construction Corporation PP19-PP Comment: REF: 9436	3/31/2016		Contact: Martha Feldman	0.00	64.82-	Phone: (407) 888-8481 0.00	0.00	0.00	0.00	64.82-	
7/1/2016	0085700-IN Comment: Bldg 439, Lease# 2013-29	7/10/2016			0.00	2,675.00	0.00	2,675.00	0.00	0.00	0.00	15
7/5/2016	0085959-IN Comment: Standby Time	7/10/2016			0.00	302.50	0.00	302.50	0.00	0.00	0.00	15
7/10/2016	JUL0027-FC Comment: FINANCE CHARGE	7/10/2016			0.00	40.13	0.00	40.13	0.00	0.00	0.00	15
		Customer GLF Totals:				0.00	2,952.81	0.00	3,017.63	0.00	0.00	64.82-
INTERJ 5/11/2016	InterJet Airlines 0085183-IN Comment: Badges/fingerprints	6/10/2016		Contact: Esmeralda Rosario	0.00	85.00	Phone: (305) 629-3250 0.00	0.00	0.00	85.00	0.00	45
		Customer INTERJ Totals:				0.00	85.00	0.00	0.00	85.00	0.00	0.00
LAKGOLD 3/10/2016	Lake Golden Rental 0084279-IN Comment: Rick Sitzler/Pinnacle Service	3/10/2016		Contact:	0.00	414.00	Phone: (407) 322 7771 0.00	0.00	0.00	0.00	214.00	137
	Payment Reference: 2029	3/10/2016		Salesperson: HSE		200.00-						
		Customer LAKGOLD Totals:				0.00	214.00	0.00	0.00	0.00	214.00	0.00
LITE 7/1/2016	The Lite House, LLC 0085792-IN Comment: Bldg. 126, Lease# 2012-25	7/10/2016		Contact: Josh Rabun	0.00	1,632.61	Phone: (407) 321-2762 0.00	1,632.61	0.00	0.00	0.00	15
		Customer LITE Totals:				0.00	1,632.61	0.00	1,632.61	0.00	0.00	0.00
MANSO 7/7/2016	Jeyza Manso PP10-PP Comment: REF: APPLY PP	7/7/2016		Contact: Jeyza Manse	0.00	75.00-	Phone: (407) 431-4346 0.00	75.00-	0.00	0.00	0.00	

* Split or Override Commission

Accounts Receivable Aged Invoice Report
Sorted by Customer Number
All Open Invoices - Aged as of 7/25/2016

Sanford Airport Authority (SAA)

Division Number: 00 MAIN DIVISION

Customer/ Invoice Date	Invoice Number	Due Dates		Job Number	Discount Amount	Balance	Current	10 Days	30 Days	60 Days	90 Days	Days Delq	
		Invoice	Discount										
Customer MANSO Totals:						0.00	75.00-	0.00	75.00-	0.00	0.00		
MARQUEZ 6/1/2016	Julio Marquez 0085312-IN Comment: Bldg# 450, Lease# 2015-22	6/10/2016		Contact: Julio Marquez	0.00	4,867.62	Phone: 0.00	(954) 790-0239 0.00		426.02	0.00	0.00	45
6/16/2016	Payment Reference: 0085656-IN Comment: March & June 2016 FPL	WIRE061316 7/10/2016	6/13/2016			4,441.60- 38.62	0.00	0.00	38.62	0.00	0.00	15	
6/21/2016	0085856-IN Comment: FPL Reimb	7/10/2016			0.00	28.71	0.00	0.00	28.71	0.00	0.00	15	
7/1/2016	0085708-IN Comment: Bldg# 450, Lease# 2015-22	7/10/2016			0.00	4,867.62	0.00	4,867.62	0.00	0.00	0.00	15	
7/10/2016	JUL0028-FC Comment: FINANCE CHARGE	7/10/2016			0.00	73.01	0.00	73.01	0.00	0.00	0.00	15	
7/11/2016	0086079-IN Comment: July 2016 FPL	8/10/2016			0.00	166.91	0.00	166.91	0.00	0.00	0.00		
Customer MARQUEZ Totals:						0.00	5,600.89	0.00	5,107.54	493.35	0.00	0.00	
MCKEE 7/1/2016	McKee Construction Co 0085947-IN Comment: 2016 Playground Donation	7/10/2016		Contact:	0.00	2,000.00	Phone: 0.00	(407) 323-1150 2,000.00		0.00	0.00	0.00	15
Customer MCKEE Totals:						0.00	2,000.00	0.00	2,000.00	0.00	0.00	0.00	
MEEKS 7/1/2016	Richard Meeks 0085709-IN Comment: Residence:3880 Moores Station	7/10/2016		Contact: Richard Meeks	0.00	1,175.00	Phone: 0.00	(407) 417-4545 1,146.00		0.00	0.00	0.00	15
7/10/2016	Payment Reference: JUL0029-FC Comment: FINANCE CHARGE	VISA000014 7/10/2016	7/15/2016			29.00- 29.00	0.00	29.00	0.00	0.00	0.00	15	
Customer MEEKS Totals:						0.00	1,175.00	0.00	1,175.00	0.00	0.00	0.00	
NATAIRC 7/7/2016	National Air Cargo Group 0085977-IN Comment: May 2016 Parking	8/6/2016		Contact: Stephanie Webb	0.00	1,498.00	Phone: 0.00	(407) 283-6234 401.40		0.00	0.00	0.00	
7/7/2016	Payment Reference: 0085978-IN Comment: June 2016 Parking	WIRE061316 8/6/2016	7/14/2016			1,096.60- 1,391.00	0.00	1,391.00	0.00	0.00	0.00		
Customer NATAIRC Totals:						0.00	1,792.40	0.00	1,792.40	0.00	0.00	0.00	
NEWCIN 7/1/2016	New Cingular Wireless PCS, LLC 0085794-IN Comment: Communication Tower	7/10/2016		Contact:	0.00	1,500.00	Phone: 0.00	1,500.00	0.00	0.00	0.00	15	
Customer NEWCIN Totals:						0.00	1,500.00	0.00	1,500.00	0.00	0.00	0.00	
NEWSOMH 6/1/2016	Newsom Hardwoods 0085315-IN Comment: Building 255	6/10/2016		Contact: Ted Newsom	0.00	2,238.31	Phone: 0.00	(407) 687-7890 0.00	2,168.70	0.00	0.00	45	
6/10/2016	Payment Reference: JUN0012-FC Comment: FINANCE CHARGE	10607 6/10/2016	6/14/2016	Salesperson: HSE		69.61- 32.53	0.00	0.00	32.53	0.00	0.00	45	
7/1/2016	0085711-IN Comment: Building 255	7/10/2016			0.00	2,238.31	0.00	2,238.31	0.00	0.00	0.00	15	
7/10/2016	JUL0030-FC Comment: FINANCE CHARGE	7/10/2016		Salesperson: HSE		32.53	0.00	32.53	0.00	0.00	0.00	15	
Customer NEWSOMH Totals:						0.00	4,472.07	0.00	2,270.84	2,201.23	0.00	0.00	
OCFC 6/15/2016	Orlando Christian Flying Club PP1-PP Comment: REF: VISA6900D	6/15/2016		Contact: Dale Jahn	0.00	2.55-	Phone: 0.00	321-231-8578 0.00	2.55-	0.00	0.00		
Customer OCFC Totals:						0.00	2.55-	0.00	0.00	2.55-	0.00	0.00	
ORAIR 10/20/2015	Orange Air 0082103-IN Comment: September 2015 Landing Fees	11/10/2015		Contact: Caroline Bernal	0.00	564.99	Phone: 0.00	(407) 708-1590 0.00	0.00	0.00	564.99	258	
12/14/2015	0082887-IN Comment: November 2015 Landing Fees	1/10/2016			0.00	351.00	0.00	0.00	0.00	0.00	351.00	197	
3/30/2016	0084560-IN Comment: Badges/fingerprints	4/10/2016			0.00	255.00	0.00	0.00	0.00	0.00	255.00	106	
4/26/2016	0085001-IN Comment: March 2016 Landing Fees	5/10/2016			0.00	175.50	0.00	0.00	0.00	0.00	175.50	76	
6/1/2016	0085316-IN Comment: Bldg. 147 Lease #2011-16	6/10/2016			0.00	8,872.44	0.00	0.00	8,872.44	0.00	0.00	45	
6/10/2016	JUN0013-FC Comment: FINANCE CHARGE	6/10/2016			0.00	133.09	0.00	0.00	133.09	0.00	0.00	45	
6/23/2016	0085875-IN Comment: Badges/fingerprints	7/10/2016			0.00	425.00	0.00	0.00	425.00	0.00	0.00	15	
7/1/2016	0085712-IN Comment: Bldg. 147 Lease #2011-16	7/10/2016			0.00	8,872.44	0.00	8,872.44	0.00	0.00	0.00	15	
7/10/2016	JUL0031-FC Comment: FINANCE CHARGE	7/10/2016			0.00	133.09	0.00	133.09	0.00	0.00	0.00	15	
Customer ORAIR Totals:						0.00	19,782.55	0.00	9,005.53	9,430.53	0.00	1,346.49	

* Split or Override Commission

Run Date: 7/25/2016 1:19:26PM
A/R Date: 7/25/2016

Page: 3
User Logon: DP

Accounts Receivable Aged Invoice Report
Sorted by Customer Number
All Open Invoices - Aged as of 7/25/2016

Sanford Airport Authority (SAA)

Division Number: 00 MAIN DIVISION

Customer/ Invoice Date	Invoice Number	Due Dates Invoice Discount	Job Number	Discount Amount	Balance	Current	10 Days	30 Days	60 Days	90 Days	Days Delq
ORLSANA 6/1/2016	Orlando Sanford Aircraft 0085317-IN Comment: Bldg 413 & 421	6/10/2016	Contact: Larry Tague	0.00	1,852.53	Phone: (407) 322-3662 0.00	0.00	1,852.53	0.00	0.00	45
7/1/2016	0085713-IN Comment: Bldg 413 & 421	7/10/2016	Salesperson: HSE	0.00	1,852.53	0.00	1,852.53	0.00	0.00	0.00	15
Customer ORLSANA Totals:				0.00	3,705.06	0.00	1,852.53	1,852.53	0.00	0.00	
OSD 3/10/2016	Orlando Sanford Domestic MAR0191-FC Comment: FINANCE CHARGE	3/10/2016	Contact: Invoices	0.00	312.50	Phone: (407) 585-4512 0.00	0.00	0.00	0.00	312.50	137
6/30/2016	0085985-IN Comment: June 2016 Parking Revenue	7/31/2016	Salesperson: HSE	0.00	118,097.33	0.00	118,097.33	0.00	0.00	0.00	
6/30/2016	0086155-IN Comment: June 2016 CFC	7/30/2016	Salesperson: HSE	0.00	173,706.00	0.00	173,706.00	0.00	0.00	0.00	
7/1/2016	0086120-IN Comment: Public Safety, Landing Fees	7/11/2016	Salesperson: HSE	0.00	72,600.99	0.00	72,600.99	0.00	0.00	0.00	14
7/11/2016	0086078-IN Comment: June 2016 FPL Reimb	7/21/2016	Salesperson: HSE	0.00	393.79	0.00	393.79	0.00	0.00	0.00	4
Customer OSD Totals:				0.00	365,110.61	0.00	364,798.11	0.00	0.00	312.50	
OSI 2/10/2016	Orlando Sanford International FEB0167-FC Comment: FINANCE CHARGE	2/10/2016	Contact: Invoices	0.00	587.81	Phone: 407-585-4512 0.00	0.00	0.00	0.00	587.81	166
4/13/2016	PP9-PP Comment: REF: 8664	4/13/2016	Salesperson: HSE	0.00	18.00-	0.00	0.00	0.00	0.00	18.00-	
4/27/2016	0085026-IN Comment: April 2016 Sweeping	5/7/2016	Salesperson: HSE	0.00	24.06	0.00	0.00	0.00	24.06	0.00	79
6/29/2016	0085933-IN Comment: June 2016 Sweeping	7/9/2016	Salesperson: HSE	0.00	45.88	0.00	45.88	0.00	0.00	0.00	16
7/1/2016	0085944-IN Comment: June 2016 Sweeping	7/11/2016	Salesperson: HSE	0.00	83.60	0.00	83.60	0.00	0.00	0.00	14
7/1/2016	0086121-IN Comment: Public Safety, Landing, Fuel	7/11/2016	Salesperson: HSE	0.00	61,301.54	0.00	61,301.54	0.00	0.00	0.00	14
7/5/2016	0085965-IN Comment: June & July Sweeping	7/15/2016	Salesperson: HSE	0.00	74.22	0.00	74.22	0.00	0.00	0.00	10
7/11/2016	0086077-IN Comment: July 2016 Sweeping	7/21/2016	Salesperson: HSE	0.00	18.35	0.00	18.35	0.00	0.00	0.00	4
7/19/2016	0086143-IN Comment: July 2016 Sweeping	7/29/2016	Salesperson: HSE	0.00	26.51	26.51	0.00	0.00	0.00	0.00	
Customer OSI Totals:				0.00	62,143.97	26.51	61,523.59	0.00	24.06	569.81	
RAC 6/14/2016	RAC Solutions PP1-PP Comment: REF: 26574620	6/14/2016	Contact: Ronald Chalkley, Jr.	0.00	0.31-	Phone: (407) 402-2371 0.00	0.00	0.00	0.31-	0.00	0.00
Customer RAC Totals:				0.00	0.31-	0.00	0.00	0.31-	0.00	0.00	
SANRV 6/29/2016	Sanford RV Repair, LLC PP3-PP Comment: REF: 27692200	6/29/2016	Contact: Scott Singer	0.00	0.03-	Phone: (970) 846-1788 0.00	0.03-	0.00	0.00	0.00	0.00
Customer SANRV Totals:				0.00	0.03-	0.00	0.03-	0.00	0.00	0.00	
SERAMP 7/1/2016	SE Ramp Hangar Development 0085949-IN Comment: 2016 Playground Donation	7/10/2016	Contact: Sharon Radley	0.00	2,000.00	Phone: 407-644-8923 0.00	2,000.00	Extension: 119 0.00	0.00	0.00	15
Customer SERAMP Totals:				0.00	2,000.00	0.00	2,000.00	0.00	0.00	0.00	
SKIFFS 7/1/2016	Skimmer Skiffs 0085798-IN Comment: Bldg 138-N & 138-S Payment Reference: 1823	7/10/2016	Contact: Robert Nicholas Jr	0.00	822.12	Phone: (407) 402-8295 0.00	29.00	0.00	0.00	0.00	15
Customer SKIFFS Totals:				0.00	793.12-	0.00	29.00	0.00	0.00	0.00	
STARPRT 6/17/2016	Cambata Aviation Intl/StarPort PP1-PP Comment: REF: 23807	6/17/2016	Contact: Accounts Payable	0.00	148.50-	Phone: (407) 585-3427 0.00	0.00	148.50-	0.00	0.00	
7/1/2016	0085951-IN Comment: 2016 Playground Donation	7/10/2016		0.00	2,000.00	0.00	2,000.00	0.00	0.00	0.00	15
Customer STARPRT Totals:				0.00	1,851.50	0.00	2,000.00	148.50-	0.00	0.00	
TATRO 7/1/2016	Rodney Tatro 0085730-IN Comment: United Health Reimb	7/10/2016	Contact: Rodney Tatro	0.00	436.58	Phone: (321) 696-5274 0.00	436.58	0.00	0.00	0.00	15
Customer TATRO Totals:				0.00	436.58	0.00	436.58	0.00	0.00	0.00	
TBICARG 2/10/2016	TBI Cargo, Inc. FEB0168-FC Comment: FINANCE CHARGE	2/10/2016	Contact: Invoices	0.00	342.36	Phone: (407) 324-9681 0.00	0.00	0.00	0.00	342.36	166
Customer TBICARG Totals:				0.00	342.36	0.00	0.00	0.00	0.00	342.36	
TBIUSIN 12/17/2015	TBI US Inc. 0082896-IN	12/27/2015	Contact: Invoices	0.00	2,000.00	Phone: 0.00	0.00	0.00	0.00	2,000.00	211

* Split or Override Commission

Run Date: 7/25/2016 1:19:26PM
A/R Date: 7/25/2016

Page: 4
User Logon: DP

Accounts Receivable Aged Invoice Report
Sorted by Customer Number
All Open Invoices - Aged as of 7/25/2016

Sanford Airport Authority (SAA)

Division Number: 00 MAIN DIVISION

Customer/ Invoice Date	Invoice Number	Due Dates		Job Number	Discount Amount	Balance	Current	10 Days	30 Days	60 Days	90 Days	Days Delq
		Invoice	Discount									
4/6/2016	Comment: Partner Agreement 0084624-IN 4/10/2016				0.00	53.50	0.00	0.00	0.00	0.00	53.50	106
6/24/2016	Comment: Remain Over Night 0085885-IN 7/10/2016				0.00	25.00	0.00	0.00	25.00	0.00	0.00	15
7/1/2016	Comment: Badges/fingerprints 0085948-IN 7/10/2016				0.00	2,000.00	0.00	2,000.00	0.00	0.00	0.00	15
7/12/2016	Comment: 2016 Playground Donation 0086133-IN 8/10/2016				0.00	25.00	0.00	25.00	0.00	0.00	0.00	
7/14/2016	Comment: Badges/fingerprints 0086132-IN 8/10/2016				0.00	25.00	0.00	25.00	0.00	0.00	0.00	
	Comment: Security Fines											
Customer TBIUSIN Totals:					0.00	4,128.50	0.00	2,050.00	25.00	0.00	2,053.50	
THERRE 7/11/2016	Stephen Therre PP7-PP 7/11/2016 Comment: REF: CASH716704			Contact: Stephen Therre 0.00	1.92-		Phone: (407) 330-3530 0.00	1.92-	0.00	0.00	0.00	
Customer THERRE Totals:					0.00	1.92-	0.00	1.92-	0.00	0.00	0.00	
TOROAG 7/1/2016	Hardie Irrigation-Toro Company 0085733-IN 7/10/2016 Comment: Buildings 422 & 438			Contact: David Moe 0.00	16,827.79		Phone: (952) 887-8149 0.00	8,025.94	0.00	0.00	0.00	15
7/10/2016	Payment Reference: WIRE071816 7/18/2016 JUL0032-FC 7/10/2016 Comment: FINANCE CHARGE			Salesperson: HSE 8,801.85-	252.42		0.00	252.42	0.00	0.00	0.00	15
Customer TOROAG Totals:					0.00	8,278.36	0.00	8,278.36	0.00	0.00	0.00	
TSA 5/10/2016	Transportation Security Admin 0085165-IN 6/9/2016 Comment: TSA Police reimb for Apr 2016			Contact: Amlee Jackson 0.00	7,200.00		Phone: (571) 227-1532 0.00	0.00	0.00	7,200.00	0.00	46
6/10/2016	Comment: TSA Police reimb for May 2016 0085510-IN 7/10/2016				0.00	7,440.00	0.00	0.00	7,440.00	0.00	0.00	15
7/10/2016	Comment: TSA Police reimb for June 2016 0085994-IN 8/9/2016				0.00	7,200.00	0.00	7,200.00	0.00	0.00	0.00	
Customer TSA Totals:					0.00	21,840.00	0.00	7,200.00	7,440.00	7,200.00	0.00	
TSAENER 4/10/2016	TSA Energy 0084728-IN 5/10/2016 Comment: Feb 2016 Electric Usage			Contact: Horace McMorrow 0.00	226.96		Phone: (407) 563-4060 0.00	0.00	0.00	0.00	226.96	76
Customer TSAENER Totals:					0.00	226.96	0.00	0.00	0.00	0.00	226.96	
TSAUT 7/1/2016	TSA Utility 0085802-IN 7/31/2016 Comment: Janitorial agreement Jun 2016			Contact: TSA Commercial Invoices 0.00	2,167.68		Phone: 0.00	2,167.68	0.00	0.00	0.00	
Customer TSAUT Totals:					0.00	2,167.68	0.00	2,167.68	0.00	0.00	0.00	
VALUVET 4/10/2016	Newman Veterinary Centers Payment Reference: 12107 6/7/2016 APR0217-FC 4/10/2016 Comment: FINANCE CHARGE			Contact: Sherry 29.00-	40.44		Phone: (386) 469-0082 0.00	0.00	0.00	0.00	11.44	106
7/1/2016	Comment: Bdg. 440 0085737-IN 7/10/2016				0.00	2,695.83	0.00	2,695.83	0.00	0.00	0.00	15
7/10/2016	Comment: FINANCE CHARGE JUL0033-FC 7/10/2016				0.00	40.44	0.00	40.44	0.00	0.00	0.00	15
Customer VALUVET Totals:					0.00	2,747.71	0.00	2,736.27	0.00	0.00	11.44	
WHARTON 7/18/2016	Wharton Smith, Inc. PP1-PP 7/18/2016 Comment: REF: 143979			Contact: 582.62-	582.62-		Phone: (407) 230-4959 0.00	0.00	0.00	0.00	0.00	
Customer WHARTON Totals:					0.00	582.62-	582.62-	0.00	0.00	0.00	0.00	
Division 00 Totals:					0.00	633,224.24	556.11-	534,424.52	75,634.53	7,516.06	16,205.24	
Number of Customers:					47							

* Split or Override Commission

Accounts Receivable Aged Invoice Report
Sorted by Customer Number
All Open Invoices - Aged as of 7/25/2016

Sanford Airport Authority (SAA)

Division Number: 10 T-HANGAR

Customer/ Invoice Date	Invoice Number	Due Dates		Job Number	Discount Amount	Balance	Current	10 Days	30 Days	60 Days	90 Days	Days Delq
		Invoice	Discount									
AGBELUS 7/1/2016	Bernard Agebelusi 0085743-IN Comment: T-2, Lease# 2015-08 Payment Reference: 509	7/10/2016		Contact: Bernard Agebelusi 0.00	275.00		Phone: (407) 617-9379 0.00	28.99	0.00	0.00	0.00	15
		7/6/2016			246.01-							
	Customer AGBELUS Totals:				0.00	28.99	0.00	28.99	0.00	0.00	0.00	
AIRPAPA 7/1/2016	Air Papa Bravo Corp. 0085806-IN Comment: T-78 & 80 Payment Reference: 1302	7/10/2016		Contact: Dr. Jose Borrero 0.00	630.00		Phone: (407) 834-6632 0.00	29.00	0.00	0.00	0.00	15
		7/1/2016			601.00-							
	Customer AIRPAPA Totals:				0.00	29.00	0.00	29.00	0.00	0.00	0.00	
BAME 5/10/2016	James Bame MAY0251-FC Comment: FINANCE CHARGE	5/10/2016		Contact: James Bame 0.00	29.00		Phone: (407) 620-6329 0.00	0.00	0.00	29.00	0.00	76
6/1/2016	0085350-IN Comment: T-16, Lease# 2010-42	6/10/2016			0.00	275.00	0.00	0.00	275.00	0.00	0.00	45
7/1/2016	0085746-IN Comment: T-16, Lease# 2010-42	7/10/2016			0.00	275.00	0.00	275.00	0.00	0.00	0.00	15
7/10/2016	JUL0034-FC Comment: FINANCE CHARGE	7/10/2016			0.00	29.00	0.00	29.00	0.00	0.00	0.00	15
	Customer BAME Totals:				0.00	608.00	0.00	304.00	275.00	29.00	0.00	
CREWS 7/5/2016	Robert Crews PP4-PP Comment: REF: ACH	7/5/2016		Contact: Robert Crews 0.00	14.00-		Phone: (407) 221-9569 0.00	14.00-	0.00	0.00	0.00	
	Customer CREWS Totals:				0.00	14.00-	0.00	14.00-	0.00	0.00	0.00	
GRAHAMC 2/10/2016	Graham Construction PP74-PP Comment: REF: 19940	2/10/2016		Contact: Salesperson: HSE	0.00	315.00-	Phone: (407) 862 1577 0.00	0.00	0.00	0.00	315.00-	
	Customer GRAHAMC Totals:				0.00	315.00-	0.00	0.00	0.00	0.00	315.00-	
GRIFFI 12/1/2015	John Griffin 0082648-IN Comment: T-87	12/10/2015		Contact: John	0.00	315.00	Phone: (407) 468-4032 0.00	0.00	0.00	0.00	315.00	228
1/1/2016	0083060-IN Comment: T-87	1/10/2016			0.00	315.00	0.00	0.00	0.00	0.00	315.00	197
1/10/2016	JAN0143-FC Comment: FINANCE CHARGE	1/10/2016			0.00	29.00	0.00	0.00	0.00	0.00	29.00	197
2/1/2016	0083473-IN Comment: T-87	2/10/2016			0.00	315.00	0.00	0.00	0.00	0.00	315.00	166
2/10/2016	FEB0172-FC Comment: FINANCE CHARGE	2/10/2016			0.00	29.00	0.00	0.00	0.00	0.00	29.00	166
3/1/2016	0084010-IN Comment: T-87	3/10/2016			0.00	315.00	0.00	0.00	0.00	0.00	315.00	137
3/10/2016	MAR0194-FC Comment: FINANCE CHARGE	3/10/2016			0.00	29.00	0.00	0.00	0.00	0.00	29.00	137
4/1/2016	0084487-IN Comment: T-87	4/10/2016			0.00	315.00	0.00	0.00	0.00	0.00	315.00	106
4/10/2016	APR0220-FC Comment: FINANCE CHARGE	4/10/2016			0.00	29.00	0.00	0.00	0.00	0.00	29.00	106
5/1/2016	0084885-IN Comment: T-87	5/10/2016			0.00	315.00	0.00	0.00	0.00	315.00	0.00	76
	Customer GRIFFI Totals:				0.00	2,006.00	0.00	0.00	0.00	315.00	1,691.00	
HARDOON 7/1/2016	Richard Hardoon 0085762-IN Comment: T-105	7/10/2016		Contact: Richard Hardoon 0.00	315.00		Phone: 407-448-2288 0.00	315.00	0.00	0.00	0.00	15
	Customer HARDOON Totals:				0.00	315.00	0.00	315.00	0.00	0.00	0.00	
LIETZK 7/1/2016	Rachel Lietzke 0085764-IN Comment: T-102, Storage Unit	7/10/2016		Contact: Rachel Lietzke 0.00	422.00		Phone: (321) 356-7706 0.00	422.00	0.00	0.00	0.00	15
7/10/2016	JUL0035-FC Comment: FINANCE CHARGE	7/10/2016			0.00	29.00	0.00	29.00	0.00	0.00	0.00	15
	Customer LIETZK Totals:				0.00	451.00	0.00	451.00	0.00	0.00	0.00	
MCENAN 7/1/2016	John McEnaney 0085767-IN Comment: T-8, Lease# 2013-19 Payment Reference: CCVISA9962 Payment Reference: MCH40290	7/10/2016 7/5/2016 7/19/2016		Contact: John McEnaney 0.00	275.00 34.44- 150.00-		Phone: (407) 716-7177 0.00	90.56	0.00	0.00	0.00	15
	Customer MCENAN Totals:				0.00	90.56	0.00	90.56	0.00	0.00	0.00	
MENDEL 7/13/2016	Philip Mendleson PP2-PP Comment: REF: 1090	7/13/2016		Contact: Philip Mendelson 0.00	315.00-		Phone: (321) 229-9837 0.00	315.00-	0.00	0.00	0.00	
	Customer MENDEL Totals:				0.00	315.00-	0.00	315.00-	0.00	0.00	0.00	
MILLS	Steve Miller			Contact: Steve Miller			Phone: (407) 402-7078					

* Split or Override Commission

Run Date: 7/25/2016 1:19:26PM
A/R Date: 7/25/2016

Page: 6
User Logon: DP

Accounts Receivable Aged Invoice Report
Sorted by Customer Number
All Open Invoices - Aged as of 7/25/2016

Sanford Airport Authority (SAA)

Division Number: 10 T-HANGAR

Division Number: 10 - 1000000000													Days
Customer/ Invoice Date	Invoice Number	Due Dates		Job Number	Discount Amount	Balance	Current	10 Days	30 Days	60 Days	90 Days	Days Delq	
		Invoice	Discount										
7/1/2016	PP27-PP	7/1/2016			0.00	106.92-	0.00	106.92-	0.00	0.00	0.00		
	Comment:	REF: 82269604											
		Customer MILLS Totals:				0.00	106.92-	0.00	106.92-	0.00	0.00	0.00	
ORLSANA 6/1/2016	Orlando Sanford Aircraft Sales 0085377-IN	6/10/2016		Contact: Larry Tague	0.00	472.50		Phone: (407) 322 3662 0.00	0.00	472.50	0.00	0.00	45
	Comment:	1/2 T-82, T-86											
7/1/2016	0085774-IN	7/10/2016		Salesperson: HSE	0.00	472.50	0.00	472.50	0.00	0.00	0.00	15	
	Comment:	1/2 T-82, T-86											
		Customer ORLSANA Totals:				0.00	945.00	0.00	472.50	472.50	0.00	0.00	
REISER 6/29/2016	Mark Reiser PP27-PP	6/29/2016		Contact: Mark Reiser	0.00	2.59-		Phone: (321) 303-6591 0.00	2.59-	0.00	0.00	0.00	
	Comment:	REF: 81431387											
		Customer REISER Totals:				0.00	2.59-	0.00	2.59-	0.00	0.00	0.00	
SEXTONJ 7/1/2016	Jeff Sexton 0085826-IN	7/10/2016		Contact:	0.00	275.00		Phone: (407) 715-5660 0.00	117.00	Extension: cell 0.00	0.00	0.00	15
	Comment:	Storage Unit# 15											
	Payment Reference:	101											
		7/6/2016		Salesperson: HSE	0.00	158.00-							
		Customer SEXTONJ Totals:				0.00	117.00	0.00	117.00	0.00	0.00	0.00	
Division 10 Totals:					0.00	3,837.04	0.00	1,369.54	747.50	344.00	1,376.00		
Number of Customers:					14								

* Split or Override Commission

Accounts Receivable Aged Invoice Report
Sorted by Customer Number
All Open Invoices - Aged as of 7/25/2016

Sanford Airport Authority (SAA)

Division Number: 20 TELEPHONE

Customer/ Invoice Date	Invoice Number	Due Dates		Job Number	Discount Amount	Balance	Current	10 Days	30 Days	60 Days	90 Days	Days Delq
		Invoice	Discount									
84LUM 7/10/2016	84 Lumber - 1302 0085996-IN Comment: Phone Services	7/30/2016		Contact: Jim Levers	0.00	917.87	Phone: 0.00	(724) 228-8820 917.87	Extension: 0.00	1280	0.00	0.00
Customer 84LUM Totals:					0.00	917.87	0.00	917.87	0.00	0.00	0.00	
ACCORCO 7/10/2016	Accordant Communications, Inc. 0085997-IN Comment: Phone & Internet Services	7/30/2016		Contact: Heather King	0.00	316.82	Phone: 0.00	(813) 426-3305 316.82	Extension: 0.00	1	0.00	0.00
Customer ACCORCO Totals:					0.00	316.82	0.00	316.82	0.00	0.00	0.00	
ACS 7/10/2016	Advanced Composite Structures 0085998-IN Comment: Internet & Phone Services	7/30/2016		Contact: Jeff Small	0.00	270.90	Phone: 0.00	270.90	0.00	0.00	0.00	0.00
Customer ACS Totals:					0.00	270.90	0.00	270.90	0.00	0.00	0.00	
ADVAN 7/10/2016	Advantage Car Rental 0085999-IN Comment: Phone & Internet Services	7/30/2016		Contact: Joe Olivera	0.00	160.08	Phone: 0.00	(918) 605-0139 160.08	0.00	0.00	0.00	0.00
Customer ADVAN Totals:					0.00	160.08	0.00	160.08	0.00	0.00	0.00	
AFS 7/10/2016	Alpha Flight Service 0086000-IN	7/30/2016		Contact: Invoices	0.00	523.91	Phone: 0.00	(407) 888-9902 523.91	Extension: 0.00	213	0.00	0.00
Customer AFS Totals:					0.00	523.91	0.00	523.91	0.00	0.00	0.00	
AIRLINE 7/10/2016	Airline Training & Leasing USA 0086001-IN Comment: Phone Services	7/30/2016		Contact: George Landa	0.00	21.35	Phone: 0.00	(305) 869-2999 21.35	0.00	0.00	0.00	0.00
Customer AIRLINE Totals:					0.00	21.35	0.00	21.35	0.00	0.00	0.00	
ALLEGIA 6/10/2016	Allegiant Air 0085518-IN Payment Reference: 387944	6/30/2016	6/24/2016	Contact: Mindy Leu	0.00	2,275.55	Phone: 0.00	(702) 851-7300 0.00	Extension: 0.00	3520	0.00	0.00
7/10/2016	0086002-IN	7/30/2016			0.00	2,281.05	0.00	2,281.05	0.00	0.00	0.00	0.00
Customer ALLEGIA Totals:					0.00	3,041.63	0.00	2,281.05	760.58	0.00	0.00	
AMBUILD 6/10/2016	American Builders Supply 0085520-IN Comment: Internet Services Payment Reference: WIRE060916	6/30/2016	6/9/2016	Contact: Shaun Heelan	0.00	53.45	Phone: 0.00	(407) 321-3667 0.00	3.50	0.00	0.00	0.00
Customer AMBUILD Totals:					0.00	3.50	0.00	0.00	3.50	0.00	0.00	
AMENAV 7/10/2016	American Environment Aviation 0086005-IN Comment: Phone & Internet Services	7/30/2016		Contact: Danny Hirschberger	0.00	234.54	Phone: 0.00	(631) 586-2000 234.54	0.00	0.00	0.00	0.00
Customer AMENAV Totals:					0.00	234.54	0.00	234.54	0.00	0.00	0.00	
AMI 6/30/2016	AMI Aviation Services, LLC JUN0017-FC Comment: FINANCE CHARGE	6/30/2016		Contact: Lori Williams	0.00	29.00	Phone: 0.00	(407) 585-3610 29.00	0.00	0.00	0.00	0.00
7/10/2016	0086006-IN	7/30/2016			0.00	574.20	0.00	574.20	0.00	0.00	0.00	0.00
Customer AMI Totals:					0.00	603.20	0.00	603.20	0.00	0.00	0.00	
ATHENS 7/10/2016	Athens Towing 0086008-IN Comment: Phone & Internet Services	7/30/2016		Contact: Ted Tomaras	0.00	209.17	Phone: 0.00	(407) 321-2948 209.17	0.00	0.00	0.00	0.00
Customer ATHENS Totals:					0.00	209.17	0.00	209.17	0.00	0.00	0.00	
AVIS 6/22/2016	Avis Budget Group Telecomm. PP15-PP Comment: REF: 3047358	6/22/2016		Contact: Amy Odeh	0.00	32.75	Phone: 0.00	(801) 352-3783 0.00	32.75	0.00	0.00	0.00
7/10/2016	0086009-IN	7/30/2016			0.00	261.78	0.00	261.78	0.00	0.00	0.00	0.00
Customer AVIS Totals:					0.00	229.03	0.00	261.78	32.75	0.00	0.00	
AVOCET 7/10/2016	Avocet 0086010-IN Comment: Phone services	7/30/2016		Contact: Susan Arellano	0.00	984.66	Phone: 0.00	(407) 585-6201 984.66	0.00	0.00	0.00	0.00
Customer AVOCET Totals:					0.00	984.66	0.00	984.66	0.00	0.00	0.00	
BRANTLY 5/10/2016	The Brantly Corp 0085097-IN Comment: Phone & Internet Services	5/10/2016		Contact: Jame Brantly	0.00	202.42	Phone: 0.00	(407) 850-2131 0.00	0.00	202.42	0.00	0.00
6/10/2016	0085527-IN Comment: Phone & Internet Services	6/10/2016			0.00	202.42	0.00	0.00	202.42	0.00	0.00	0.00
6/30/2016	JUN0018-FC Comment: FINANCE CHARGE	6/30/2016			0.00	29.00	0.00	29.00	0.00	0.00	0.00	0.00
7/10/2016	0086011-IN Comment: Phone & Internet Services	7/10/2016			0.00	203.62	0.00	203.62	0.00	0.00	0.00	0.00
Customer BRANTLY Totals:					0.00	637.46	0.00	232.62	202.42	202.42	0.00	
BRITTIA 7/10/2016	Thomsonfly Limited 0086012-IN	7/30/2016		Contact: Andy Walker	0.00	70.61	Phone: 0.00	(407) 492-6449 70.61	0.00	0.00	0.00	0.00
Customer BRITTIA Totals:					0.00	70.61	0.00	70.61	0.00	0.00	0.00	

* Split or Override Commission

Accounts Receivable Aged Invoice Report
Sorted by Customer Number
All Open Invoices - Aged as of 7/25/2016

Sanford Airport Authority (SAA)

Division Number: 20 TELEPHONE

Customer/ Invoice Date	Invoice Number	Due Dates		Job Number	Discount Amount	Balance	Current	10 Days	30 Days	60 Days	90 Days	Days Delq
		Invoice	Discount									
BROSERV 7/10/2016	Broadway Services 0086013-IN	7/30/2016			Contact: Lou Broadway 0.00	184.91	Phone: (407) 321-0515 0.00		0.00	0.00	0.00	
					Customer BROSERV Totals:	0.00	184.91	0.00	0.00	0.00	0.00	
CAPCAR 7/10/2016	Global One 0086015-IN	7/30/2016			Contact: Teresa Ramos 0.00	323.41	Phone: (305) 869-2999 0.00		0.00	0.00	0.00	
	Comment: Phone Services				Customer CAPCAR Totals:	0.00	323.41	0.00	0.00	0.00	0.00	
CEAVBLD 7/10/2016	C.E. Avionics 0086016-IN	7/30/2016			Contact: Karen 0.00	512.80	Phone: (407) 323-0227 0.00		0.00	0.00	0.00	
	Comment: Phone & Internet Services				Customer CEAVBLD Totals:	0.00	512.80	0.00	0.00	0.00	0.00	
CREAHOS 7/10/2016	SSP America, Inc. 0086017-IN	7/30/2016			Contact: Hayden Mitchell 0.00	610.47	Phone: (703) 729-2333 0.00		0.00	0.00	0.00	
	Payment Reference: MC9897	7/14/2016			9.06-							
					Customer CREAHOS Totals:	0.00	601.41	0.00	0.00	0.00	0.00	
DELTACO 7/10/2016	Aerosim Flight Academy 0086019-IN	7/30/2016			Contact: Judy Lentz 0.00	963.16	Phone: 407-330-7020 0.00		0.00	0.00	0.00	
	Comment: Emergency Phones & Bandwidth				Customer DELTACO Totals:	0.00	963.16	0.00	0.00	0.00	0.00	
FLCLAYA 7/10/2016	Florida Clay Art 0086021-IN	7/10/2016			Contact: Carol Tague 0.00	131.01	Phone: (407) 330-1116 0.00		0.00	0.00	0.00	15
	Comment: Phone & Internet Service				Customer FLCLAYA Totals:	0.00	131.01	0.00	0.00	0.00	0.00	
GATORDK 7/10/2016	Gator Dock & Marine 0086023-IN	7/30/2016			Contact: Marlene 0.00	467.26	Phone: 407-323-0190 0.00		0.00	0.00	0.00	
	Comment: Phone Services				Customer GATORDK Totals:	0.00	467.26	0.00	0.00	0.00	0.00	
GLF 7/8/2016	GLF Construction Corporation PP9-PP	7/8/2016			Contact: Billy Capehart 0.00	10.97-	Phone: (407) 888-8481 0.00		0.00	0.00	0.00	
	Comment: REF: 14217											
7/14/2016	PP10-PP	7/14/2016			0.00	0.95-	0.00	0.95-	0.00	0.00	0.00	
	Comment: REF: 15147				Customer GLF Totals:	0.00	11.92-	0.00	0.00	0.00	0.00	
HELI 7/10/2016	Heliservice LLC 0086025-IN	7/10/2016			Contact: Ben Williams 0.00	53.45	Phone: (407) 474-0683 0.00		0.00	0.00	0.00	15
	Comment: Internet Services				Customer HELI Totals:	0.00	53.45	0.00	0.00	0.00	0.00	
HERTZ 7/10/2016	The Hertz Corporation 0086026-IN	7/30/2016			Contact: Jamie Ingram 0.00	200.70	Phone: (405) 775-4564 0.00		0.00	0.00	0.00	
					Customer HERTZ Totals:	0.00	200.70	0.00	0.00	0.00	0.00	
HUDSON 7/10/2016	Hudson Group 0086028-IN	7/30/2016			Contact: Marilou Delosreyes 0.00	637.74	Phone: (201) 528-2557 0.00		0.00	0.00	0.00	
	Comment: Phone Services				Customer HUDSON Totals:	0.00	637.74	0.00	0.00	0.00	0.00	
INDUST 7/10/2016	Industry Retail Group 0086030-IN	7/10/2016			Contact: Billing 0.00	427.57	Phone: (410) 753-4959 0.00		0.00	0.00	0.00	15
	Comment: Internet Service				Customer INDUST Totals:	0.00	427.57	0.00	0.00	0.00	0.00	
INTERSP 7/10/2016	Clear Channel 0086031-IN	7/30/2016			Contact: Invoices 0.00	101.60	Phone: (800) 628-6800 0.00		0.00	0.00	0.00	
	Comment: Internet				Customer INTERSP Totals:	0.00	101.60	0.00	0.00	0.00	0.00	
KATO 6/10/2016	Katco Distributors, Inc. 0085548-IN	6/30/2016			Contact: Kathy Sauli 0.00	74.79	Phone: (407) 322-8998 0.00		74.79	0.00	0.00	25
					Customer KATO Totals:	0.00	0.00	74.79	0.00	0.00	0.00	
KSFB 7/10/2016	Sanford Aircraft LLC 0086035-IN	7/10/2016			Contact: Chris Reilly 0.00	53.45	Phone: (407) 288-3215 0.00		0.00	0.00	0.00	15
	Comment: Internet Services				Customer KSFB Totals:	0.00	53.45	0.00	0.00	0.00	0.00	
LITE 7/10/2016	The Lite House, LLC 0086036-IN	7/10/2016			Contact: Joshua Rabun 0.00	193.99	Phone: (407) 253-6023 0.00		0.00	0.00	0.00	15
	Comment: Phone & Internet Services				Customer LITE Totals:	0.00	193.99	0.00	0.00	0.00	0.00	
MAHONEY 7/10/2016	Mahoney Supply, LLC 0086037-IN	7/10/2016			Contact: Lars Siegfried 0.00	53.45	Phone: (404) 886-5179 0.00		0.00	0.00	0.00	15
	Comment: Internet				Customer MAHONEY Totals:	0.00	53.45	0.00	0.00	0.00	0.00	

* Split or Override Commission

Run Date: 7/25/2016 1:19:26PM

A/R Date: 7/25/2016

Page: 9

User Logon: DP

Accounts Receivable Aged Invoice Report
Sorted by Customer Number
All Open Invoices - Aged as of 7/25/2016

Sanford Airport Authority (SAA)

Division Number: 20 TELEPHONE

Customer/ Invoice Date	Invoice Number	Due Dates Invoice Discount	Job Number	Discount Amount	Balance	Current	10 Days	30 Days	60 Days	90 Days	Days Delq
MEARS 7/10/2016	Mears Transportation Service 0086038-IN 7/30/2016 Comment: Phone Service-Taxi Stand Phone		Contact: Adalis King	0.00	21.45	Phone: (407) 247-9077 0.00 21.45	0.00	0.00	0.00	0.00	
	Customer MEARS Totals:			0.00	21.45	0.00	21.45	0.00	0.00	0.00	
MILLION 7/10/2016	MillionAir 0086039-IN 7/10/2016 Comment: Phone & Internet Services		Contact: Greg Smith	0.00	516.37	Phone: (913) 951-5600 0.00 516.37	0.00	0.00	0.00	0.00	15
	Customer MILLION Totals:			0.00	516.37	0.00	516.37	0.00	0.00	0.00	
NATAIRC 6/10/2016	National Air Cargo Group 0085554-IN 7/10/2016 Comment: Internet Services		Contact: Stephanie Webb	0.00	106.89	Phone: (407) 283-6234 0.00 0.00	106.89	0.00	0.00	0.00	15
7/10/2016	0086040-IN 8/9/2016 Comment: Internet Services			0.00	106.89	0.00	106.89	0.00	0.00	0.00	
	Customer NATAIRC Totals:			0.00	213.78	0.00	106.89	106.89	0.00	0.00	
NXJETS 7/10/2016	NXJETS 0086041-IN 7/10/2016 Comment: Phone Lines & Internet		Contact: Robert Adamo	0.00	184.41	Phone: (386) 801-5336 0.00 184.41	0.00	0.00	0.00	0.00	15
	Customer NXJETS Totals:			0.00	184.41	0.00	184.41	0.00	0.00	0.00	
ORLSANA 6/10/2016	Orlando Sanford Aircraft Sales 0085557-IN 6/30/2016		Contact: Larry Tague	0.00	102.43	Phone: (407) 322-3662 0.00 0.00	102.43	0.00	0.00	0.00	25
7/10/2016	0086043-IN 7/30/2016			0.00	106.65	0.00	106.65	0.00	0.00	0.00	
	Customer ORLSANA Totals:			0.00	209.08	0.00	106.65	102.43	0.00	0.00	
OSD 4/30/2016	Orlando Sanford Domestic APR0231-FC 4/30/2016 Comment: FINANCE CHARGE		Contact: Invoices	0.00	29.00	Phone: 0.00 0.00	0.00	29.00	0.00	0.00	86
7/10/2016	0086044-IN 7/30/2016			0.00	1,250.11	0.00	1,250.11	0.00	0.00	0.00	
	Customer OSD Totals:			0.00	1,279.11	0.00	1,250.11	0.00	29.00	0.00	
OSI 5/23/2016	Orlando Sanford International PP1-PP 5/23/2016 Comment: REF: 19824		Contact: Invoices	0.00	0.01-	Phone: (407) 324-9681 0.00 0.00	0.00	0.01-	0.00	0.00	
	Payment Reference: 19824 4/30/2016 0.01				0.01-						
6/8/2016	0085591-IN 6/28/2016 Comment: Analog Door Phone			0.00	1,476.30	0.00	0.00	1,476.30	0.00	0.00	27
7/10/2016	0086045-IN 7/30/2016 Comment: OSI Phones			0.00	1,346.19	0.00	1,346.19	0.00	0.00	0.00	
	Customer OSI Totals:			0.00	2,822.48	0.00	1,346.19	1,476.30	0.01-	0.00	
ROCKWEL 7/10/2016	Rockwell Collins/Asentinel 0086050-IN 7/10/2016 Comment: Phone & Internet Services		Contact: Keshelle Owens	0.00	283.37	Phone: (410) 266-4395 0.00 283.37	0.00	0.00	0.00	0.00	15
	Customer ROCKWEL Totals:			0.00	283.37	0.00	283.37	0.00	0.00	0.00	
SCPS 7/10/2016	SCPS Alternative Program 0086051-IN 7/30/2016 Comment: Internet Services		Contact: Gabriela Madrid	0.00	49.95	Phone: (407) 320-0128 0.00 49.95	0.00	0.00	0.00	0.00	
	Customer SCPS Totals:			0.00	49.95	0.00	49.95	0.00	0.00	0.00	
SEMCOSU 7/10/2016	Supervisor of Elections 0086052-IN 7/30/2016 Comment: Phone Services		Contact: Charlene Pike	0.00	1,610.91	Phone: (407) 585-7706 0.00 1,610.91	0.00	0.00	0.00	0.00	
	Customer SEMCOSU Totals:			0.00	1,610.91	0.00	1,610.91	0.00	0.00	0.00	
SHERIFF 7/10/2016	Seminole County Sheriff 0086053-IN 7/30/2016 Comment: Sheriff - Logistics/Aviation		Contact: Peggy Carter	0.00	542.28	Phone: (407) 665-6531 0.00 542.28	0.00	0.00	0.00	0.00	
7/10/2016	0086054-IN 7/30/2016 Comment: Sheriff - YES			0.00	1,120.49	0.00	1,120.49	0.00	0.00	0.00	
	Customer SHERIFF Totals:			0.00	1,662.77	0.00	1,662.77	0.00	0.00	0.00	
SMARTCA 7/10/2016	Smarte Carte 0086056-IN 7/30/2016		Contact: Peggy	0.00	22.42	Phone: (651) 653-3019 0.00 22.42	0.00	0.00	0.00	0.00	
	Customer SMARTCA Totals:			0.00	22.42	0.00	22.42	0.00	0.00	0.00	
SPOLSKI 7/10/2016	Spolski Construction Inc. 0086057-IN 7/30/2016		Contact: Chris	0.00	53.45	Phone: (407) 322-8424 0.00 53.45	0.00	0.00	0.00	0.00	
	Customer SPOLSKI Totals:			0.00	53.45	0.00	53.45	0.00	0.00	0.00	
STARBUC 5/31/2016	HMS Host, Starbucks MAY0004-FC 5/31/2016 Comment: FINANCE CHARGE		Contact: Chandell Cochran	0.00	29.00	Phone: (407) 825-8261 0.00 0.00	29.00	0.00	0.00	0.00	55
7/10/2016	0086058-IN 7/30/2016 Comment: Phone Services			0.00	78.24	0.00	78.24	0.00	0.00	0.00	
	Customer STARBUC Totals:			0.00	107.24	0.00	78.24	29.00	0.00	0.00	
STARPRT 7/10/2016	Cambata Aviation Intl/Starport 0086059-IN 7/30/2016		Contact: Accounts Payable	0.00	1,888.75	Phone: (407) 585-3407 0.00 1,888.75	0.00	0.00	0.00	0.00	

* Split or Override Commission

Run Date: 7/25/2016 1:19:26PM

Page: 10

A/R Date: 7/25/2016

User Logon: DP

Accounts Receivable Aged Invoice Report
Sorted by Customer Number
All Open Invoices - Aged as of 7/25/2016

Sanford Airport Authority (SAA)

Division Number: 20 TELEPHONE

Customer/ Invoice Date	Invoice Number	Due Dates		Job Number	Discount Amount	Balance	Current	10 Days	30 Days	60 Days	90 Days	Days Delq
		Invoice	Discount									
Customer STARPRT Totals:					0.00	1,888.75	0.00	1,888.75	0.00	0.00	0.00	
TBI AM 1/31/2016	TBI AM JAN0152-FC Comment: 1/31/2016 FINANCE CHARGE				Contact: Invoices 0.00	29.00	Phone: (407) 585-4908 0.00	0.00	0.00	0.00	29.00	176
4/30/2016	APR0233-FC Comment: 4/30/2016 FINANCE CHARGE				0.00	29.00	0.00	0.00	0.00	29.00	0.00	86
6/2/2016	PP1-PP Comment: 6/2/2016 REF: 30255				0.00	0.01-	0.00	0.00	0.01-	0.00	0.00	
7/10/2016	0086062-IN Comment: 7/30/2016 Phone Services				0.00	914.79	0.00	914.79	0.00	0.00	0.00	
Customer TBI AM Totals:					0.00	972.78	0.00	914.79	0.01-	29.00	29.00	
TBICARG 2/29/2016	TBI Cargo FEB0181-FC Comment: 2/29/2016 FINANCE CHARGE				Contact: Invoices 0.00	29.00	Phone: (407) 585-4512 0.00	0.00	0.00	0.00	29.00	147
4/30/2016	APR0234-FC Comment: 4/30/2016 FINANCE CHARGE				0.00	29.00	0.00	0.00	0.00	29.00	0.00	86
7/10/2016	0086063-IN 7/30/2016				0.00	83.14	0.00	83.14	0.00	0.00	0.00	
Customer TBICARG Totals:					0.00	141.14	0.00	83.14	0.00	29.00	29.00	
TBIUSIN 2/8/2016	TBI US Inc. 0083680-IN Comment: 2/28/2016 Move data line				Contact: Invoices 0.00	144.45	Phone: (407) 585-4512 0.00	0.00	0.00	0.00	9.45	148
4/30/2016	APR0235-FC Comment: 4/30/2016 FINANCE CHARGE			3/1/2016	0.00	135.00- 29.00	0.00	0.00	0.00	29.00	0.00	86
7/10/2016	0086064-IN Comment: 7/30/2016 Phone Services				0.00	1,835.72	0.00	1,835.72	0.00	0.00	0.00	
Customer TBIUSIN Totals:					0.00	1,874.17	0.00	1,835.72	0.00	29.00	9.45	
TOROAG 7/10/2016	Hardie Irrigation-Toro Company 0086065-IN Comment: 7/30/2016 Phone & Internet Services				Contact: Donna Meyer 0.00	689.11	Phone: (952) 887-8149 0.00	689.11	0.00	0.00	0.00	
Customer TOROAG Totals:					0.00	689.11	0.00	689.11	0.00	0.00	0.00	
TRANSN 6/30/2016	Trans Northern Airways, LLC JUN0020-FC Comment: 6/30/2016 FINANCE CHARGE				Contact: Mark 0.00	29.00	Phone: (407) 456-2903 0.00	29.00	0.00	0.00	0.00	25
7/10/2016	0086066-IN 7/30/2016				0.00	53.45	0.00	53.45	0.00	0.00	0.00	
Customer TRANSN Totals:					0.00	82.45	0.00	82.45	0.00	0.00	0.00	
TRINITY 7/10/2016	Trinity Tech Group 0086067-IN Comment: 7/30/2016 Internet				Contact: Judith Allen 0.00	206.57	Phone: (703) 345-1660 0.00	206.57	0.00	0.00	0.00	
Customer TRINITY Totals:					0.00	206.57	0.00	206.57	0.00	0.00	0.00	
TSA 5/12/2016	General Services Admin PP3-PP Comment: 5/12/2016 REF: WIRE051216				Contact: Tonya Nations 0.00	1.37-	Phone: (404) 331-1144 0.00	0.00	0.00	1.37-	0.00	
7/10/2016	0086068-IN Comment: 7/30/2016 Tranportation Security Admin				0.00	327.98	0.00	327.98	0.00	0.00	0.00	
Customer TSA Totals:					0.00	326.61	0.00	327.98	0.00	1.37-	0.00	
TSACOM 7/10/2016	TSA Commercial Invoices 0086069-IN Comment: 7/30/2016 TSA Fiber Maint June 2016				Contact: James Loba 0.00	130.00	Phone: (757) 523-6940 0.00	130.00	0.00	0.00	0.00	
Customer TSACOM Totals:					0.00	130.00	0.00	130.00	0.00	0.00	0.00	
TUI 7/10/2016	First Choice/Thomson 0086070-IN Comment: 7/30/2016 Phone Services				Contact: Natilie Cost 0.00	137.02	Phone: (407) 345-5252 0.00	137.02	0.00	0.00	0.00	
Customer TUI Totals:					0.00	137.02	0.00	137.02	0.00	0.00	0.00	
VALUVET 4/30/2016	Newman Veterinary Centers APR0236-FC Comment: 4/30/2016 FINANCE CHARGE				Contact: Sherry Sisk 0.00	29.00	Phone: (386) 469-0082 0.00	0.00	0.00	29.00	0.00	86
5/10/2016	0085155-IN Comment: 5/30/2016 Phone Services				0.00	182.54	0.00	0.00	0.00	182.54	0.00	56
5/31/2016	MAY0005-FC Comment: 5/31/2016 FINANCE CHARGE				0.00	29.00	0.00	0.00	29.00	0.00	0.00	55
6/10/2016	0085585-IN Comment: 6/30/2016 Phone Services				0.00	175.23	0.00	0.00	175.23	0.00	0.00	25
6/30/2016	JUN0021-FC Comment: 6/30/2016 FINANCE CHARGE				0.00	29.00	0.00	29.00	0.00	0.00	0.00	25
7/10/2016	0086071-IN Comment: 7/30/2016 Phone Services				0.00	174.56	0.00	174.56	0.00	0.00	0.00	
Customer VALUVET Totals:					0.00	619.33	0.00	203.56	204.23	211.54	0.00	
VERTAVI 7/10/2016	Vertical Aviation Technologies 0086073-IN Comment: 7/30/2016 Phone & Internet Service				Contact: Bradley Clark 0.00	213.08	Phone: (407) 322 9488 0.00	213.08	0.00	0.00	0.00	

* Split or Override Commission

Run Date: 7/25/2016 1:19:26PM

A/R Date: 7/25/2016

Page: 11

User Logon: DP

Accounts Receivable Aged Invoice Report
Sorted by Customer Number
All Open Invoices - Aged as of 7/25/2016

Sanford Airport Authority (SAA)

Division Number: 20 TELEPHONE

Division Number: 20 VERTAVI

Customer/ Invoice Date	Invoice Number	Due Dates		Job Number	Discount Amount	Balance	Current	10 Days	30 Days	60 Days	90 Days	Days Delq
		Invoice	Discount									
Customer VERTAVI Totals:					0.00	213.08	0.00	213.08	0.00	0.00	0.00	
Division 20 Totals:					0.00	29,511.31	0.00	25,987.90	2,927.38	528.58	67.45	
Number of Customers: 58												
Report Totals:					0.00	666,572.59	556.11-	561,781.96	79,309.41	8,388.64	17,648.69	
Number of Customers: 119												

* Split or Override Commission

Run Date: 7/25/2016 1:19:26PM
A/R Date: 7/25/2016

Page: 12
User Logon: DP